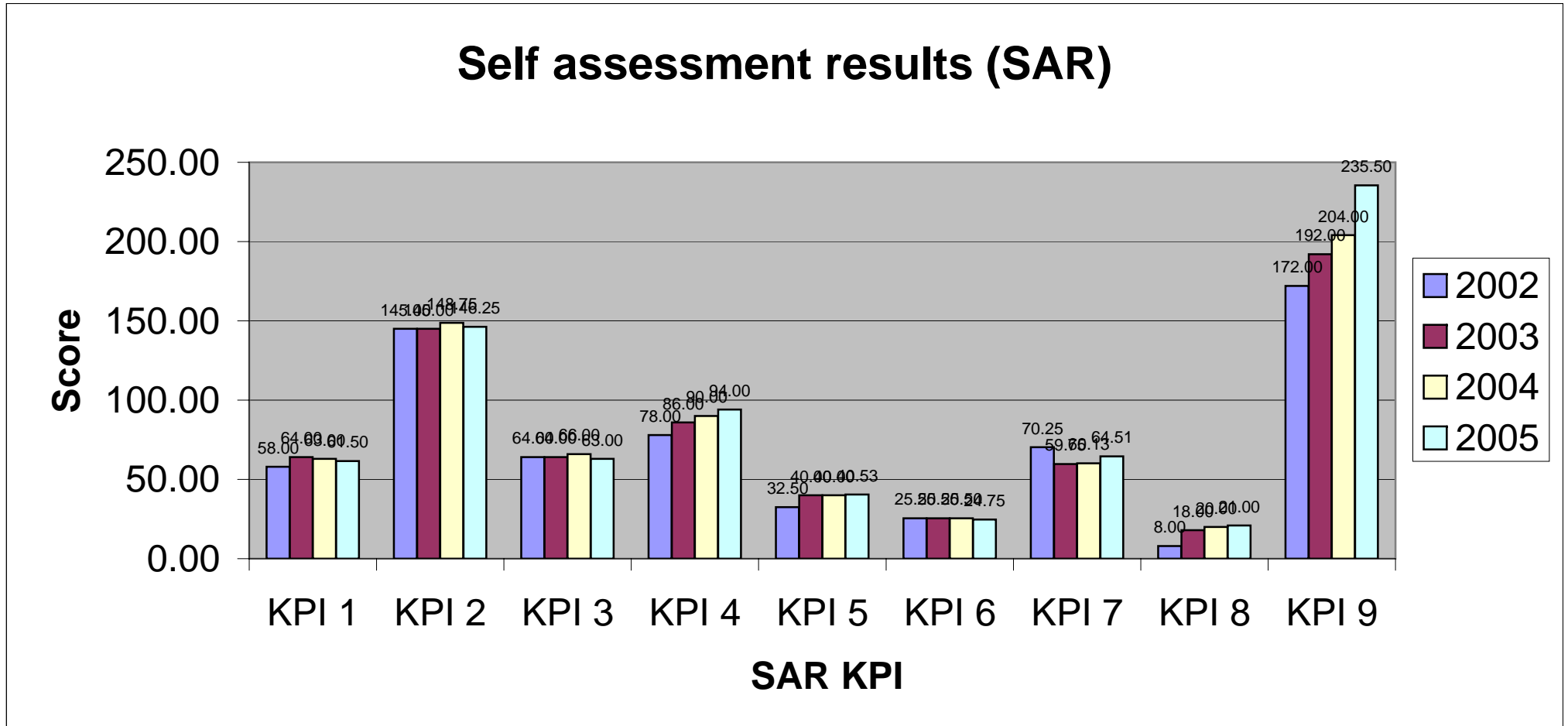


Table 1: Comparison of SAR and IAAR by Academic Year 2002 - 2005
ABAC School of Nursing Science

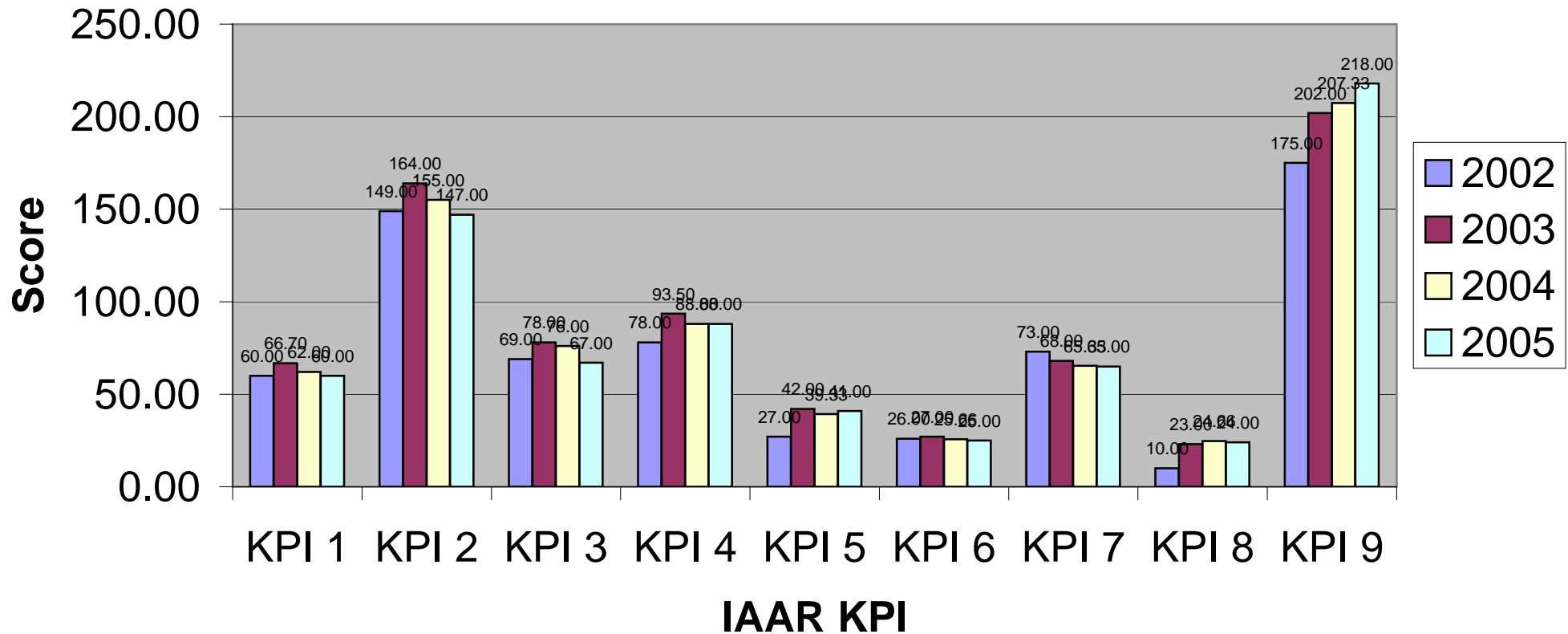
	Total Score	Band Performance (Low1 to High 8)					Combined 4 year average (2002-2005)		2002		2003		2004		2005	
	KPI Score Standards	2002-2005	2002	2003	2004	2005	SAR	IAAR	SAR	IAAR	SAR	IAAR	SAR	IAAR	SAR	IAAR
KPI 1	80	Low 7	High 6	High 7	Low 7	Low 7	61.63	62.18	58.00	60.00	64.00	66.70	63.00	62.00	61.50	60.00
KPI 2	200	High 6	High 6	Low 7	Low 7	High 6	146.25	153.75	145.00	149.00	145.00	164.00	148.75	155.00	146.25	147.00
KPI 3	80	High 7	High 7	Low 8	Low 8	High 7	64.25	72.50	64.00	69.00	64.00	78.00	66.00	76.00	63.00	67.00
KPI 4	120	High 6	High 5	High 6	High 6	Low 7	87.00	86.88	78.00	78.00	86.00	93.50	90.00	88.00	94.00	88.00
KPI 5	50	Low 7	5	High 7	7	High 7	38.26	37.33	32.50	27.00	40.00	42.00	40.00	39.33	40.53	41.00
KPI 6	30	High 7	High 7	High 7	High 7	High 7	25.31	25.92	25.50	26.00	25.50	27.00	25.50	25.66	24.75	25.00
KPI 7	80	High 7	8	7	Low 7	7	63.66	67.83	70.25	73.00	59.75	68.00	60.13	65.33	64.51	65.00
KPI 8	40	Low 4	High 1	High 4	Low 5	Low 5	16.75	20.42	8.00	10.00	18.00	23.00	20.00	24.66	21.00	24.00
KPI 9	320	High 5	High 4	High 5	High 5	6	200.88	200.58	172.00	175.00	192.00	202.00	204.00	207.33	235.50	218.00
Total Score	1000	High 6	Low 6	High 6	High 6	High 6	703.98	727.38	653.25	667.00	694.25	764.20	717.38	743.31	751.04	735.00

Graph 1: Self Assessment Results of Academic year 2002 – 2005
 ABAC School of Nursing Science



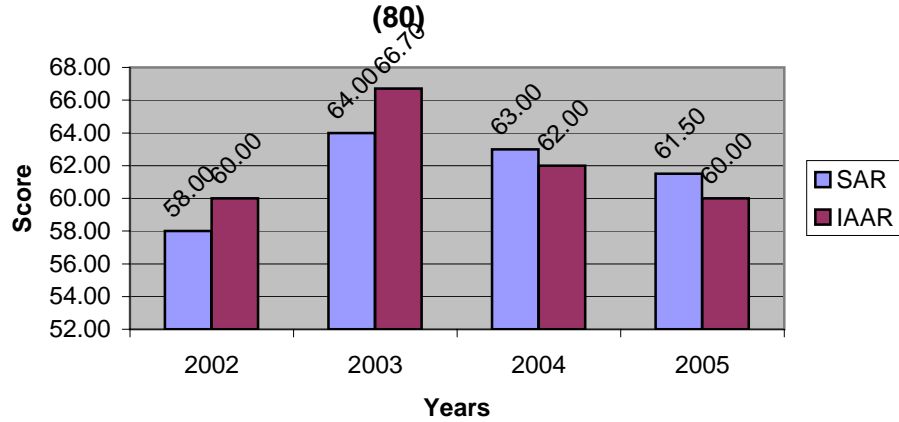
Graph 2: Internal Audit and Assessment Results by the IAAT 2002 – 2005
 ABAC School of Nursing Science

Internal Audit and Assessment Result 2002-2005

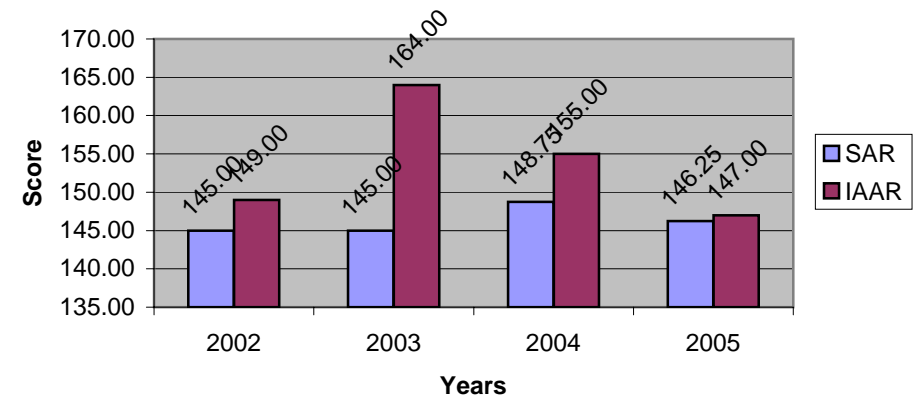


Graph 3-10: Comparison by KPI of Internal Audit and Assessment Results of Academic year 2002-2005
ABAC School of Nursing Science

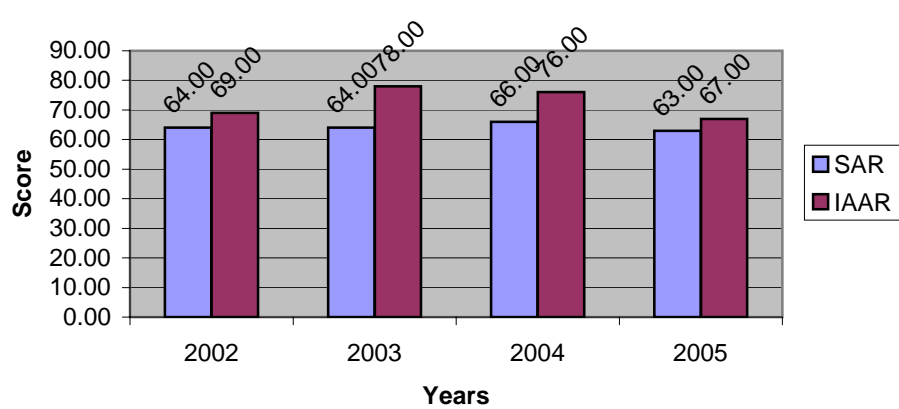
Graph 3 : KPI 1 Vision, Mission and Strategic Plans



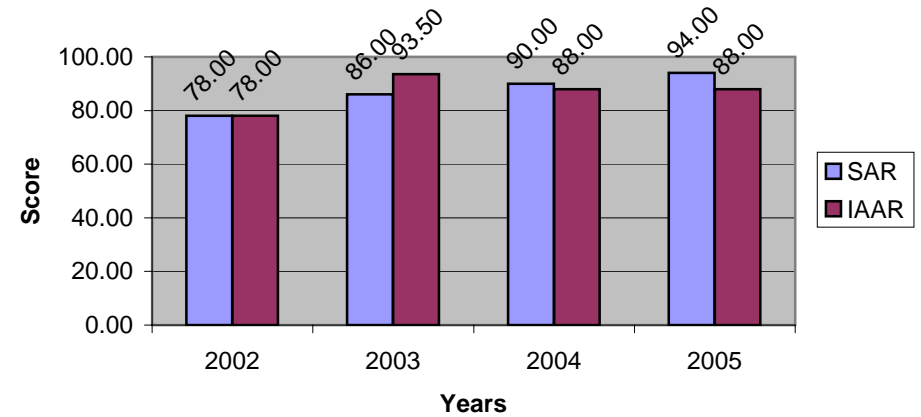
Graph 4 : KPI 2 Teaching and Learning (200)



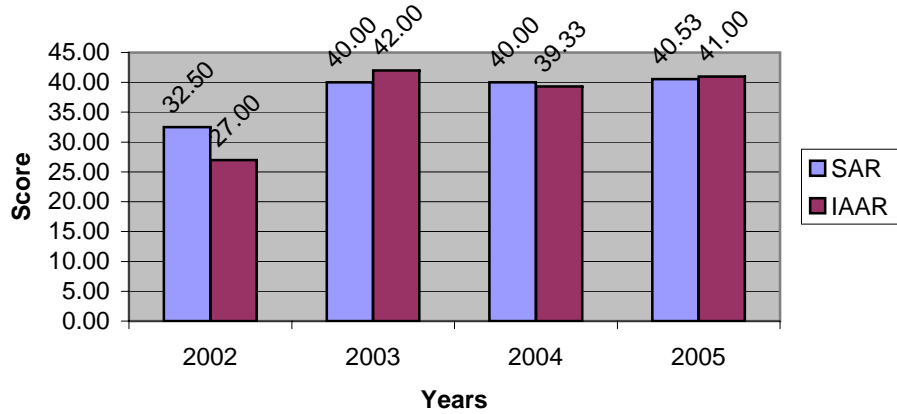
Graph 5 : KPI 3 Student Activities (80)



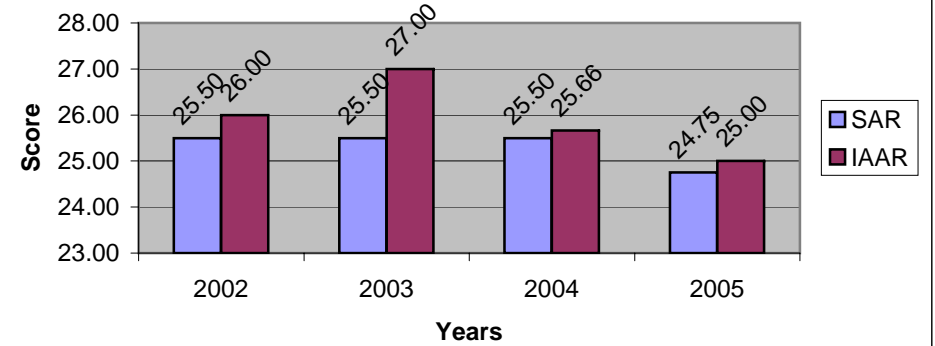
Graph 6 : KPI 4 Research (120)



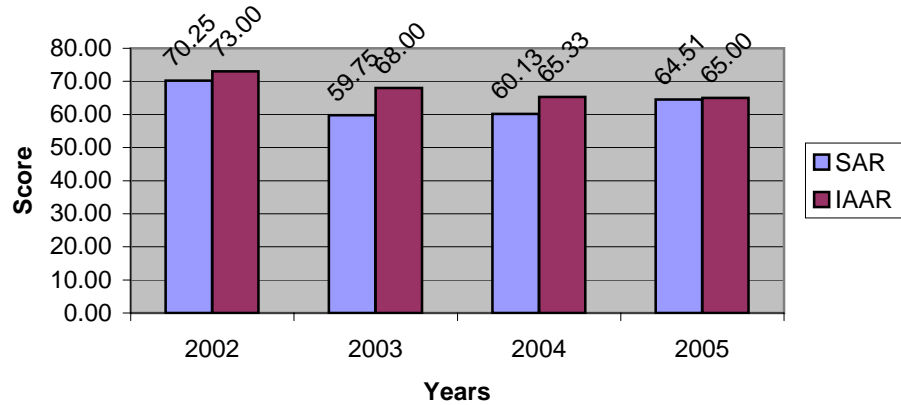
Graph 7 : KPI 5 Academic Services (50)



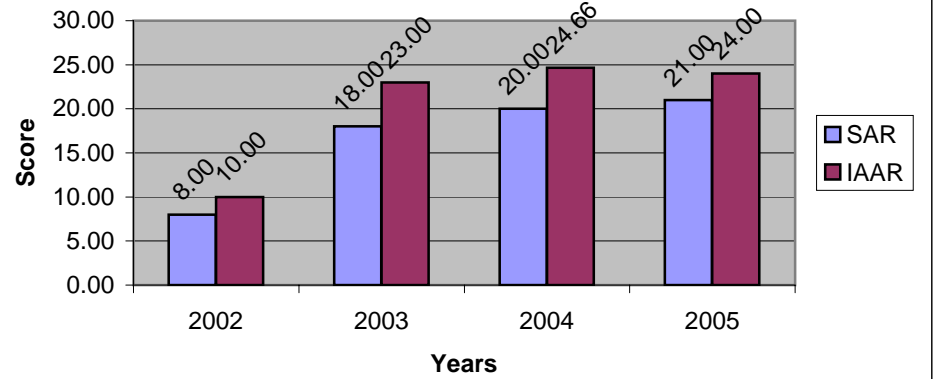
Graph 8 : KPI 6 Promotion of Thai Arts and Cultures (30)



Graph 9 : KPI 7 Administration (80)



Graph 10 : KPI 8 Finance and Budgeting (40)



Graph 11 : KPI 9 Quality Assurance and Performance Results (320)

