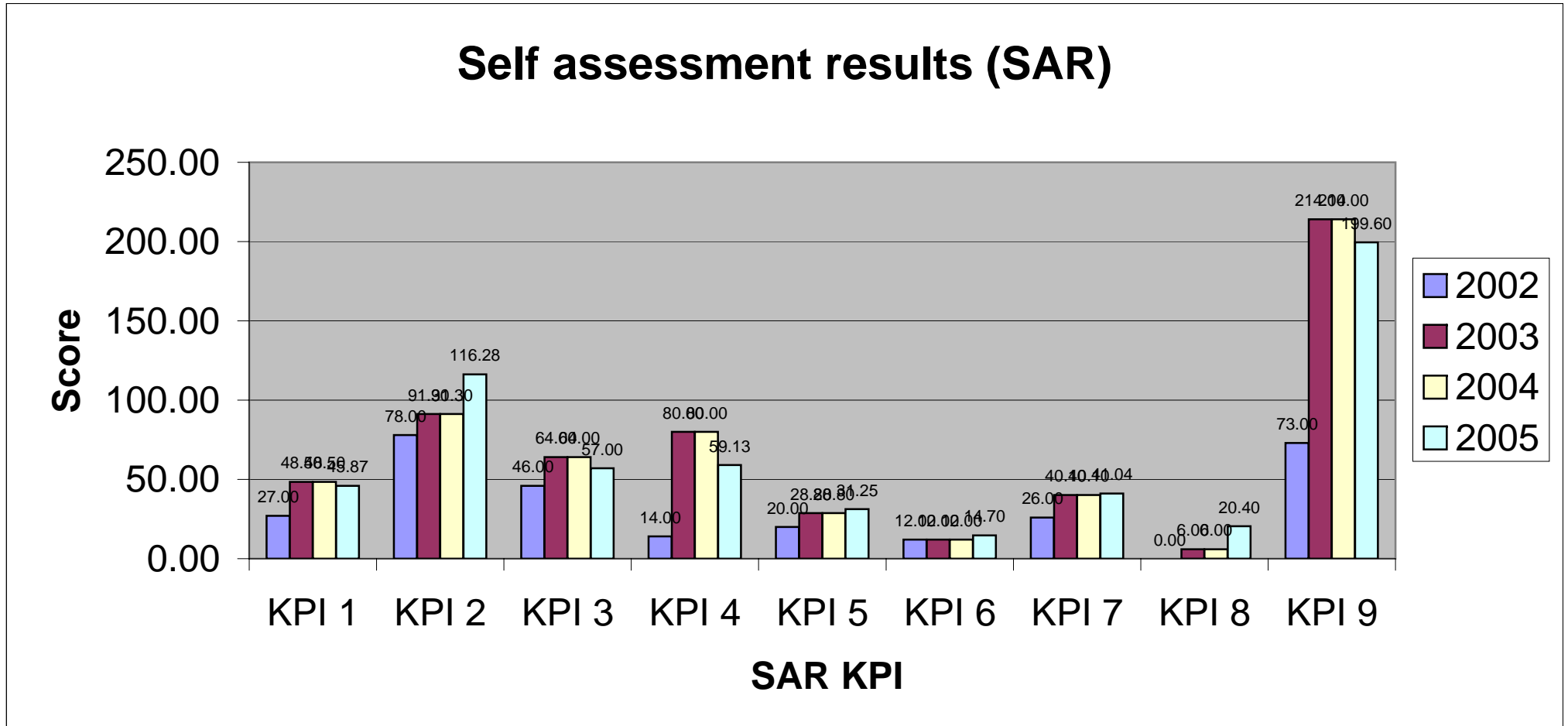


Table 1: Comparison of SAR and IAAR by Academic Year 2002 - 2005
ABAC School of Management

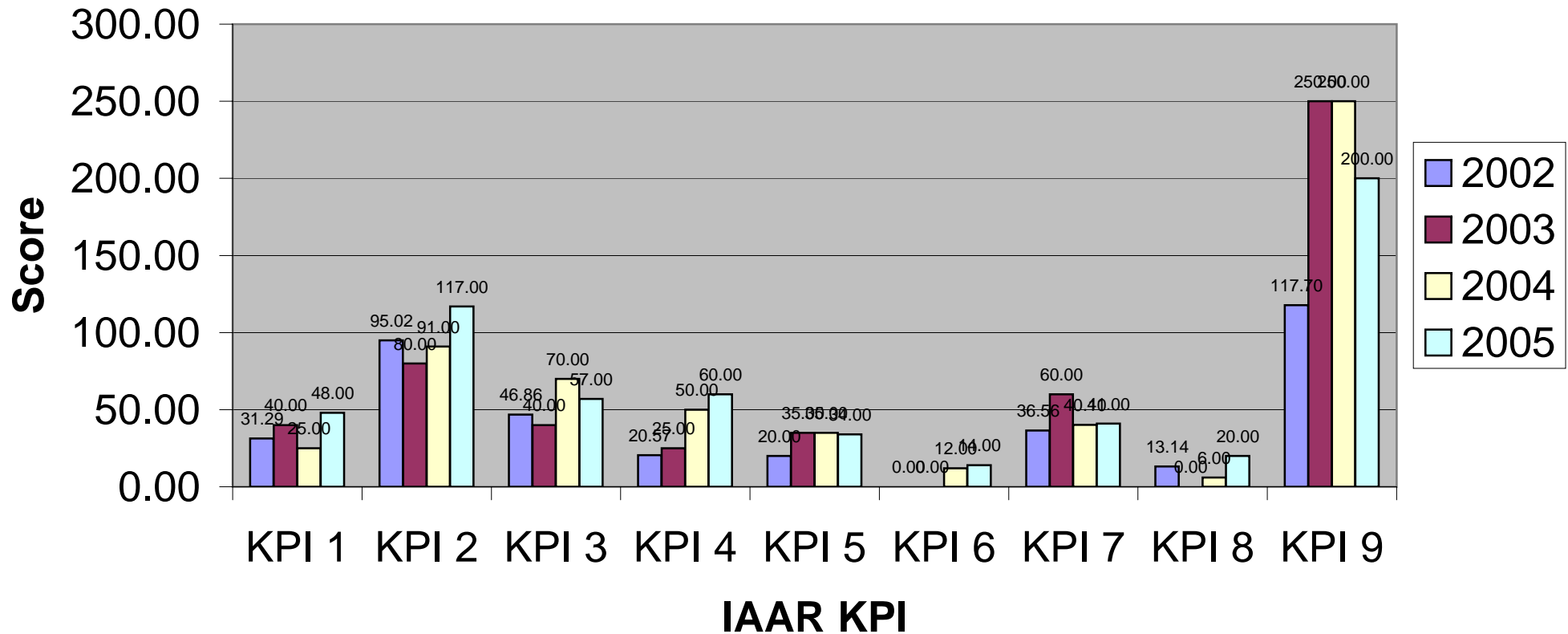
	Total Score	Band Performance (Low1 to Hight 8)					Combined 4 year average (2002-2005)		2002		2003		2004		2005	
	KPI Score Standards	2002-2005	2002	2003	2004	2005	SAR	IAAR	SAR	IAAR	SAR	IAAR	SAR	IAAR	SAR	IAAR
KPI 1	80	4	Low 3	Low 5	Low 4	Low 5	42.47	36.07	27.00	31.29	48.50	40.00	48.50	25.00	45.87	48.00
KPI 2	200	Low 4	High 3	High 3	Low 4	Low 5	94.22	95.76	78.00	95.02	91.30	80.00	91.30	91.00	116.28	117.00
KPI 3	80	6	Low 5	High 5	High 7	High 6	57.75	53.47	46.00	46.86	64.00	40.00	64.00	70.00	57.00	57.00
KPI 4	120	3	Low 1	High 3	High 4	4	58.28	38.89	14.00	20.57	80.00	25.00	80.00	50.00	59.13	60.00
KPI 5	50	Low 5	3	High 5	High 5	Low 6	27.21	31.00	20.00	20.00	28.80	35.00	28.80	35.00	31.25	34.00
KPI 6	30	High 2	1	1	3	Low 4	12.68	6.50	12.00	0.00	12.00	0.00	12.00	12.00	14.70	14.00
KPI 7	80	4	3	High 5	4	High 4	36.81	44.42	26.00	36.56	40.10	60.00	40.10	40.10	41.04	41.00
KPI 8	40	High 1	Low 1	Low 1	Low 1	4	8.10	9.79	0.00	13.14	6.00	0.00	6.00	6.00	20.40	20.00
KPI 9	320	5	2	High 6	High 6	High 5	175.15	204.43	73.00	117.70	214.00	250.00	214.00	250.00	199.60	200.00
Total Score	1000	High 4	High 2	Low 5	Low 5	Low 5	512.67	520.31	296.00	381.14	584.70	530.00	584.70	579.10	585.27	591.00

Graph 1: Self Assessment Results of Academic year 2002 – 2005
 ABAC School of Management



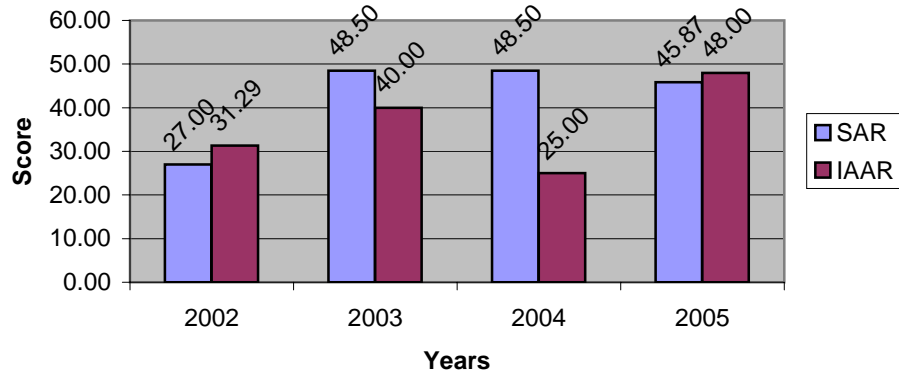
Graph 2: Internal Audit and Assessment Results by the IAAT 2002 – 2005
 ABAC School of Management

Internal Audit and Assessment Result 2002-2005

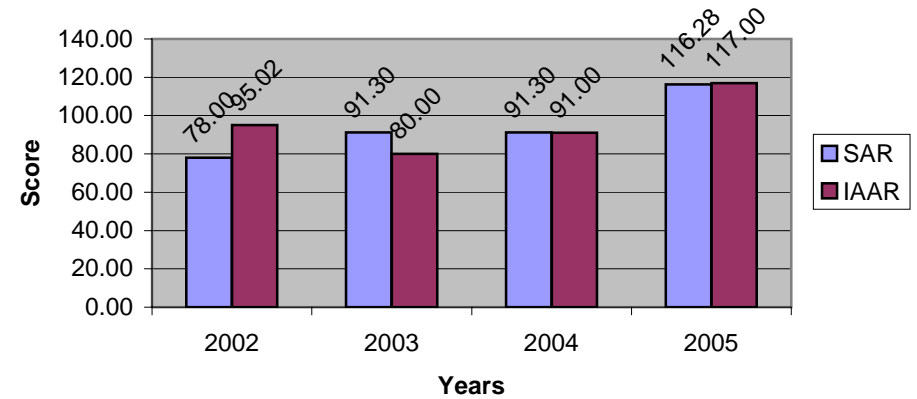


Graph 3-10: Comparison by KPI of Internal Audit and Assessment Results of Academic year 2002-2005
ABAC School of Management

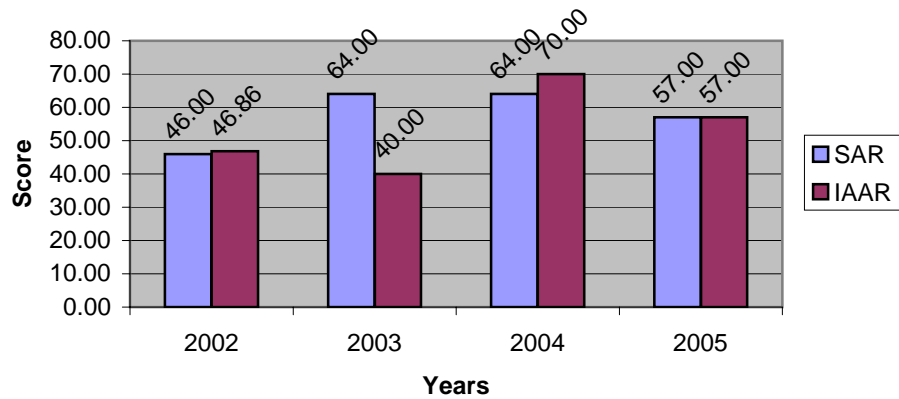
Graph 3 : KPI 1 Vision, Mission and Strategic Plans (80)



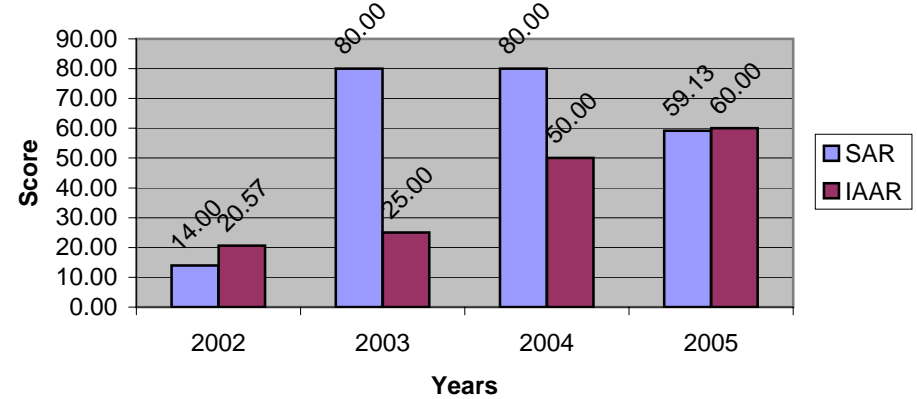
Graph 4 : KPI 2 Teaching and Learning (200)



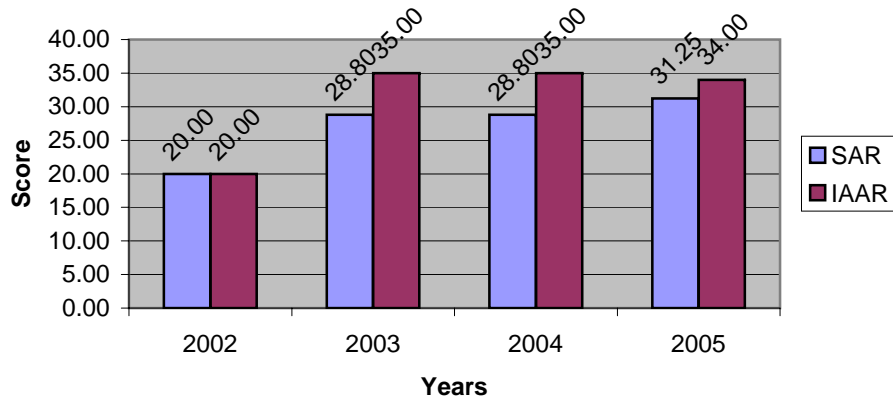
Graph 5 : KPI 3 Student Activities (80)



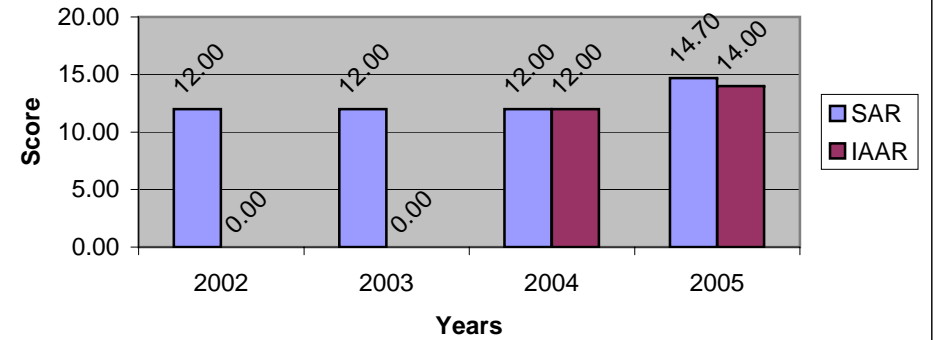
Graph 6 : KPI 4 Research (120)



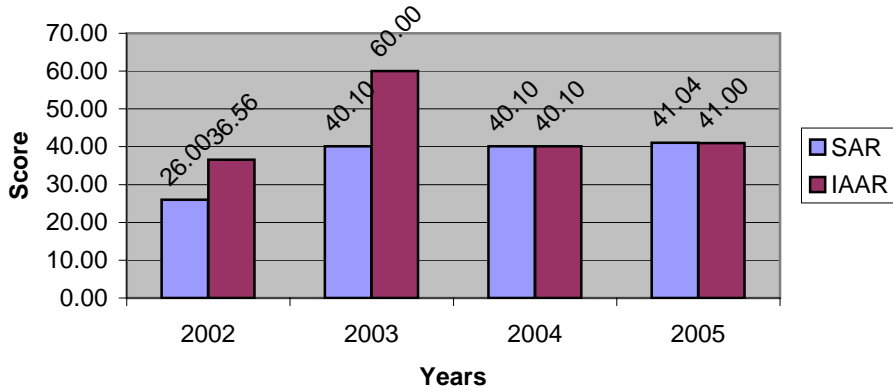
Graph 7 : KPI 5 Academic Services (50)



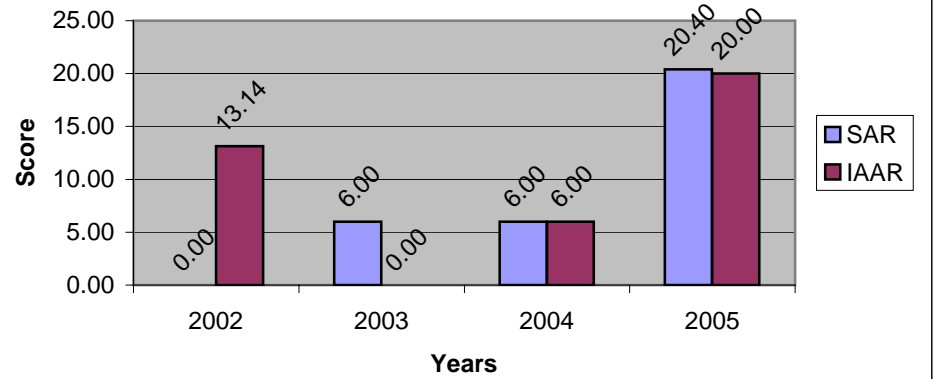
Graph 8 : KPI 6 Promotion of Thai Arts and Cultures (30)



Graph 9 : KPI 7 Administration (80)



Graph 10 : KPI 8 Finance and Budgeting (40)



Graph 11 : KPI 9 Quality Assurance and Performance Results (320)

