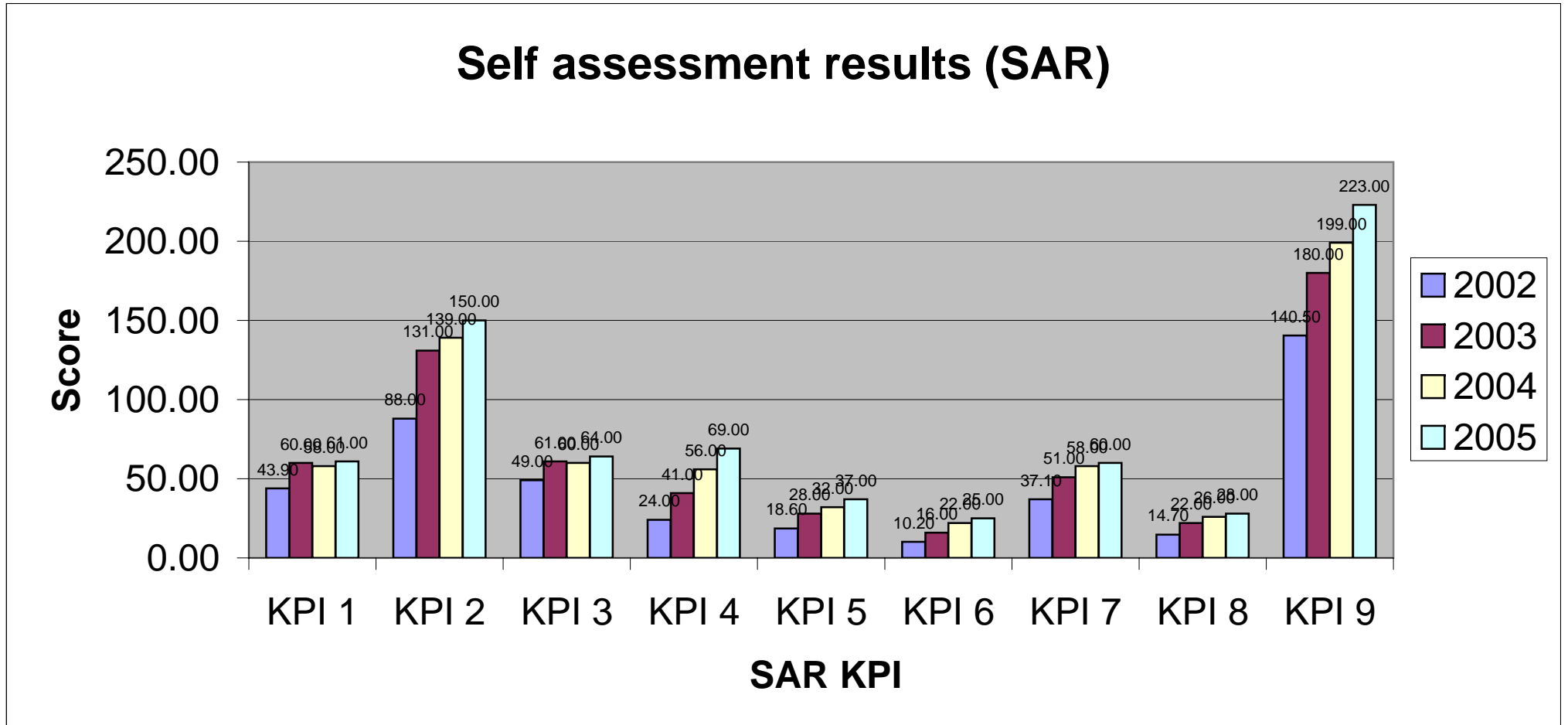


**Table 1: Comparison of SAR and IAAR by Academic Year 2002 - 2005**  
**ABAC School of Arts**

	Total Score	Band Performance (Low1 to High 8)					Combined 4 year average (2002-2005)		2002		2003		2004		2005	
	KPI Score Standards	2002-2005	2002	2003	2004	2005	SAR	IAAR	SAR	IAAR	SAR	IAAR	SAR	IAAR	SAR	IAAR
KPI 1	80	Low 7	High 4	7	Low 7	Low 7	55.73	64.42	43.90	-	60.00	67.50	58.00	62.50	61.00	63.25
KPI 2	200	Low 6	High 3	High 5	High 6	High 6	127.00	139.52	88.00	-	131.00	127.50	139.00	146.30	150.00	144.75
KPI 3	80	Low 7	High 5	Low 7	Low 7	7	58.50	63.27	49.00	-	61.00	65.00	60.00	60.30	64.00	64.50
KPI 4	120	3	1	High 2	Low 4	High 4	47.50	51.00	24.00	-	41.00	40.00	56.00	55.00	69.00	58.00
KPI 5	50	High 5	Low 3	5	High 5	High 6	28.90	33.08	18.60	-	28.00	31.25	32.00	31.00	37.00	37.00
KPI 6	30	6	High 2	High 5	7	High 7	18.30	24.33	10.20	-	16.00	22.50	22.00	25.50	25.00	25.00
KPI 7	80	Low 6	Low 4	High 5	High 6	High 6	51.53	56.21	37.10	-	51.00	52.50	58.00	58.00	60.00	58.13
KPI 8	40	5	Low 3	Low 5	Low 6	Low 6	22.68	25.10	14.70	-	22.00	23.00	26.00	26.30	28.00	26.00
KPI 9	320	High 5	High 3	High 5	Low 6	Low 6	185.63	217.27	140.50	-	180.00	214.50	199.00	219.80	223.00	217.50
Total Score	1000	High 5	High 3	High 5	Low 6	6	595.75	674.19	426.00	0.00	590.00	643.75	650.00	684.70	717.00	694.13

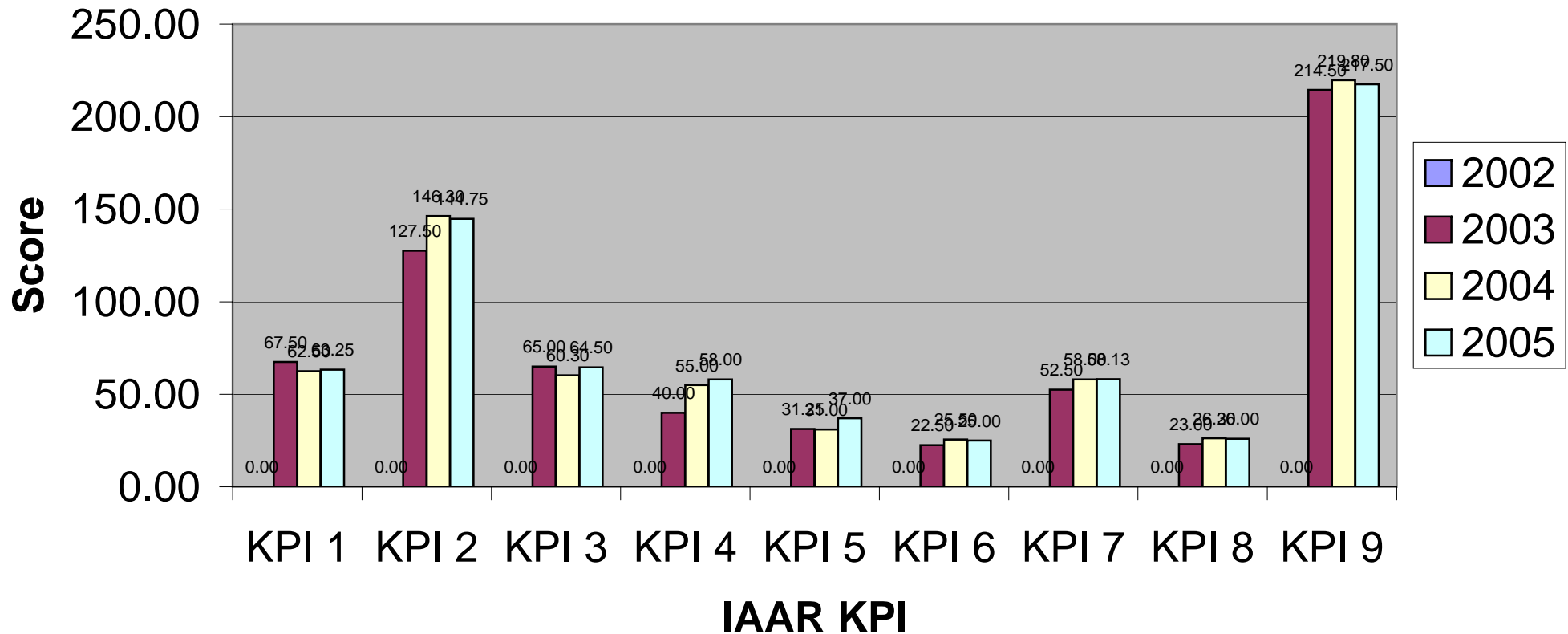
Remark : This report was not included IAAR of academic year 2002.

**Graph 1:** Self Assessment Results of Academic year 2002 – 2005  
ABAC School of Arts



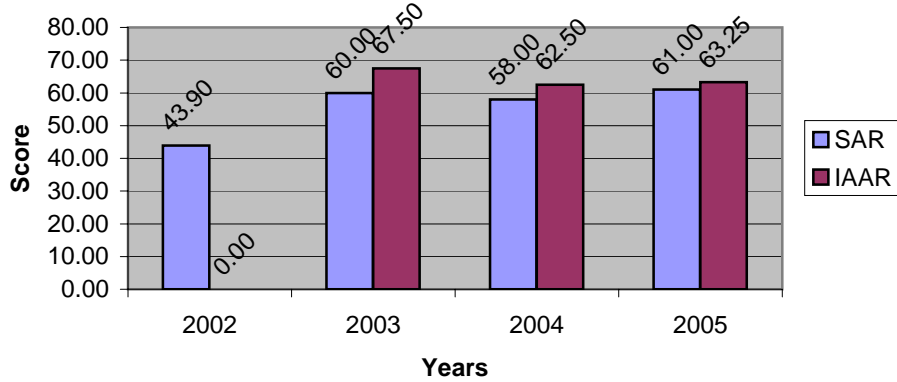
**Graph 2: Internal Audit and Assessment Results by the IAAT 2002 – 2005**  
 ABAC School of Arts

## Internal Audit and Assessment Result 2002-2005

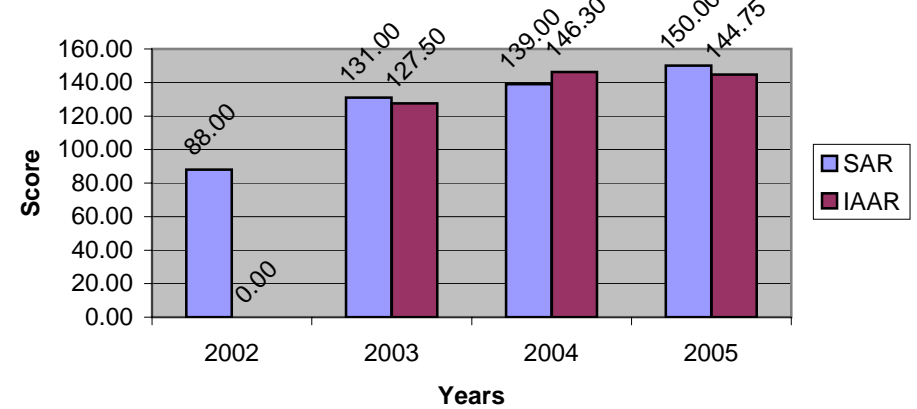


**Graph 3-10: Comparison by KPI of Internal Audit and Assessment Results of Academic year 2002-2005**  
**ABAC School of Arts**

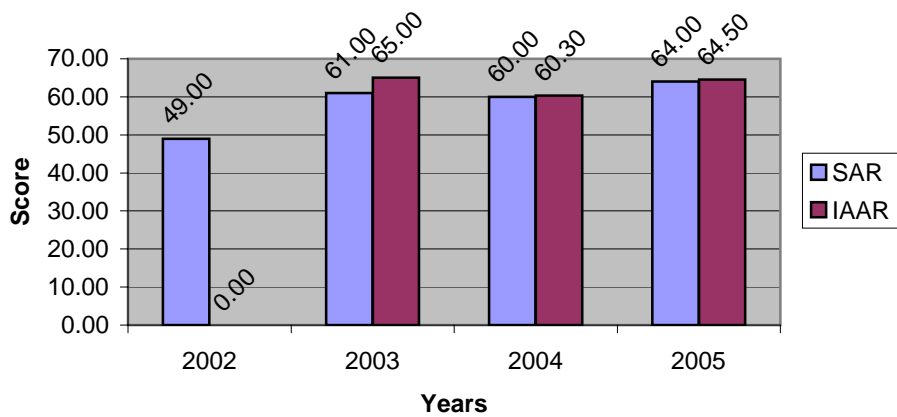
**Graph 3 : KPI 1 Vision, Mission and Strategic Plans (80)**



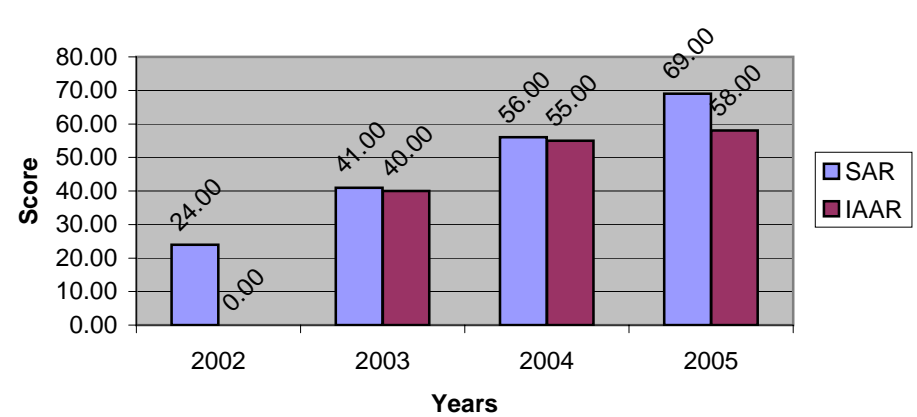
**Graph 4 : KPI 2 Teaching and Learning (200)**



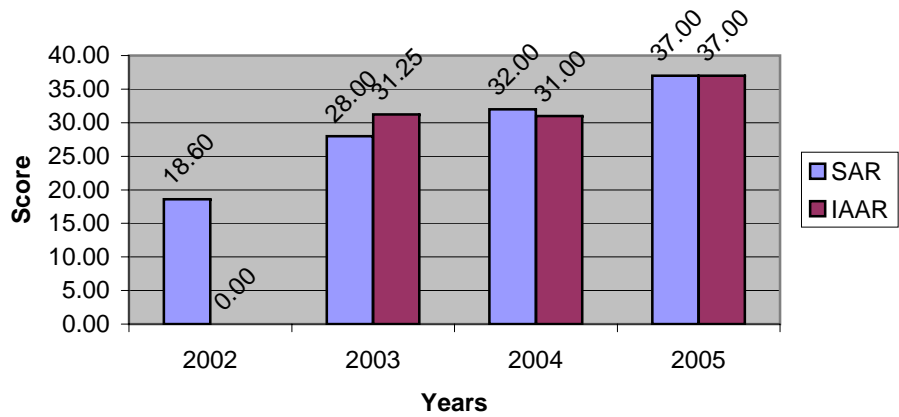
**Graph 5 : KPI 3 Student Activities (80)**



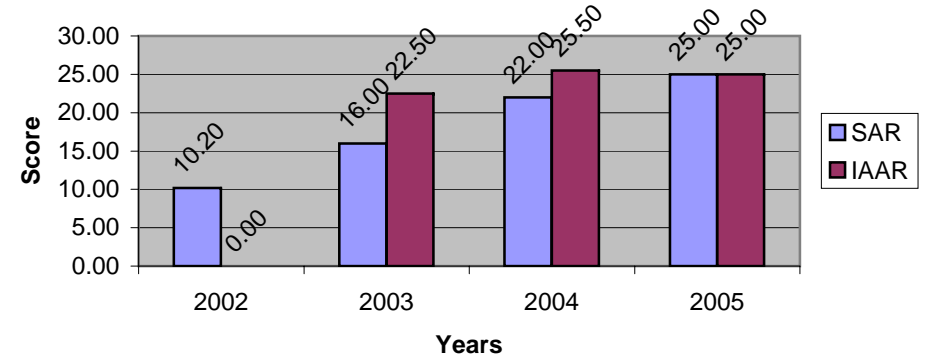
**Graph 6 : KPI 4 Research (120)**



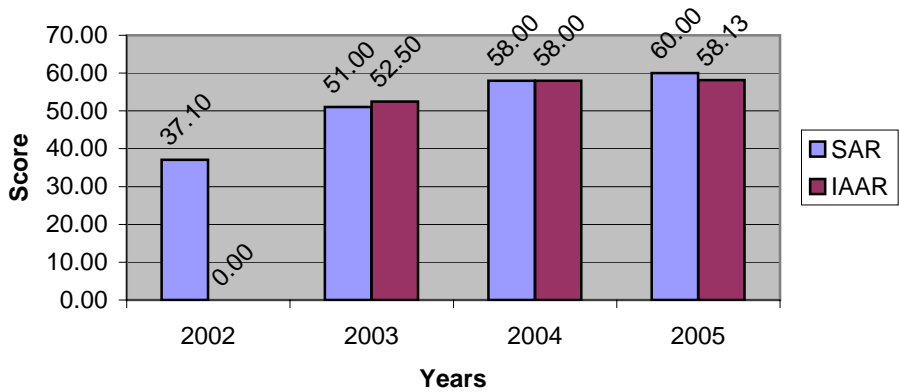
**Graph 7 : KPI 5 Academic Services (50)**



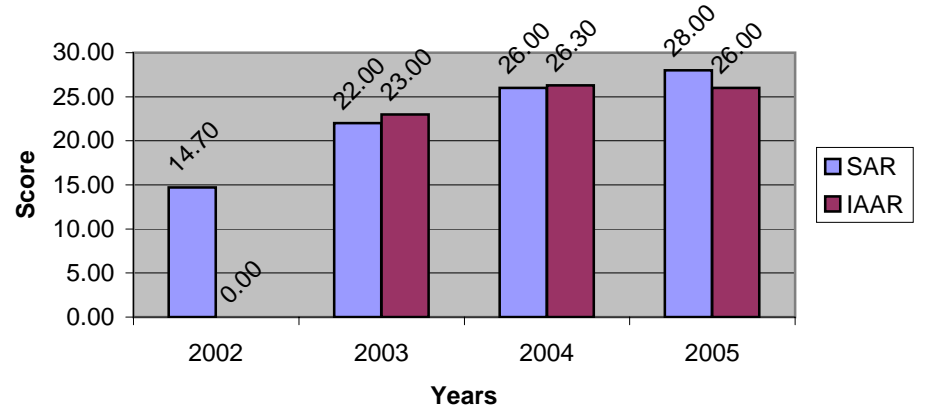
**Graph 8 : KPI 6 Promotion of Thai Arts and Cultures (30)**



**Graph 9 : KPI 7 Administration (80)**



**Graph 10 : KPI 8 Finance and Budgeting (40)**



**Graph 11 : KPI 9 Quality Assurance and Performance Results (320)**

