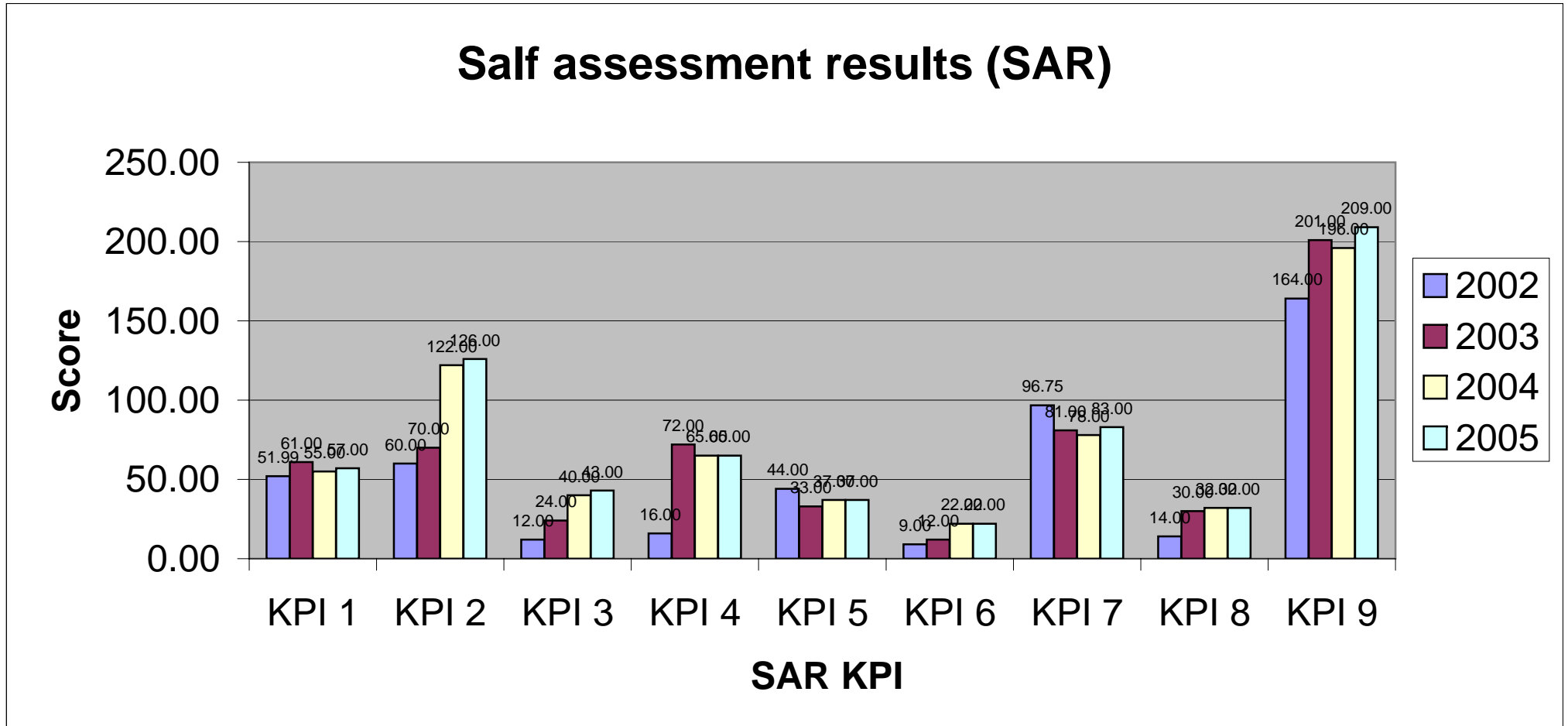


**Table 1: Comparison Academic Year 2002 - 2005
Research Institute Assumption University (RIAU)**

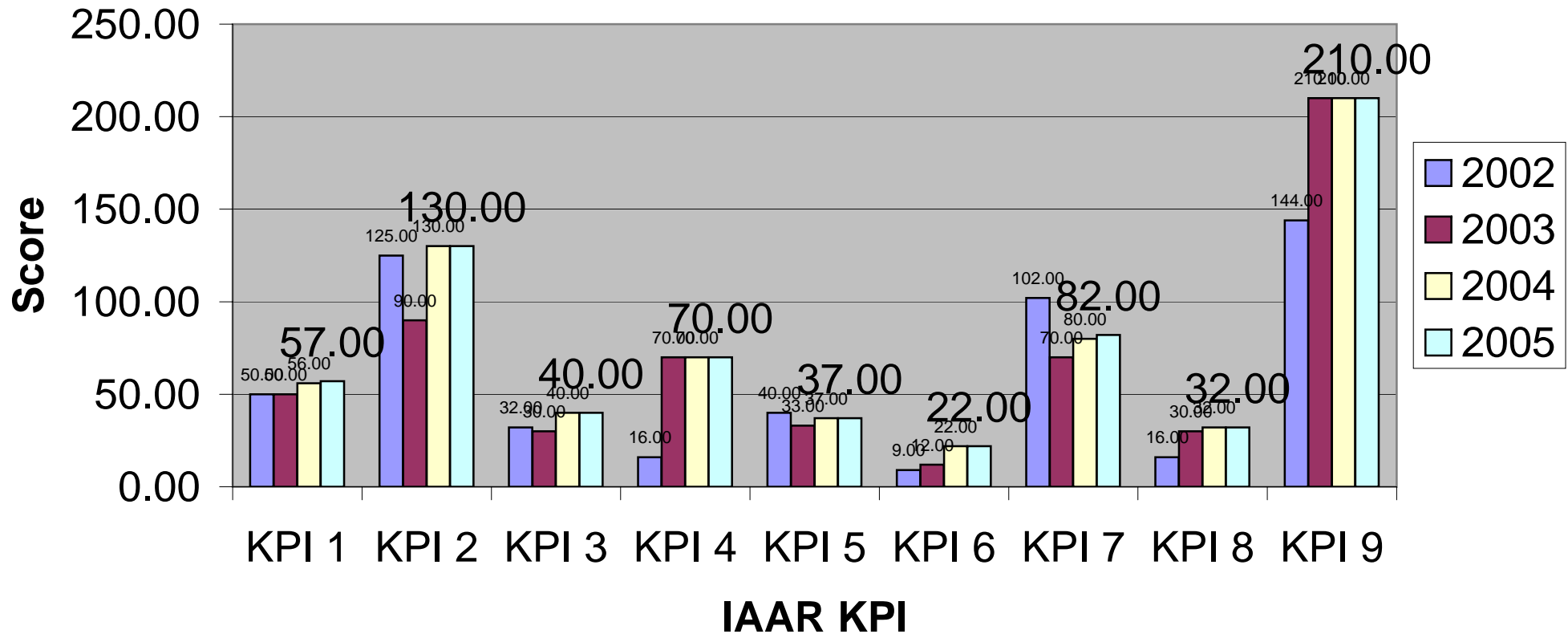
	Total Score	Band Performance (Low 1 to High 8)					Combined 4 year average (2002-2005)		2002		2003		2004		2005	
	KPI Score Standards	(2002-2005)	2002	2003	2004	2005	SAR	IAAR	SAR	IAAR	SAR	IAAR	SAR	IAAR	SAR	IAAR
KPI 1	80	Low 6	High 5	6	6	High 6	56.25	53.25	51.99	50.00	61.00	50.00	55.00	56.00	57.00	57.00
KPI 2	200	High 4	Low 4	3	High 5	High 5	94.50	118.75	60.00	125.00	70.00	90.00	122.00	130.00	126.00	130.00
KPI 3	80	3	Low 2	High 2	4	High 4	29.75	35.50	12.00	32.00	24.00	30.00	40.00	40.00	43.00	40.00
KPI 4	80	6	1	Low 8	High 7	High 7	54.50	56.50	16.00	16.00	72.00	70.00	65.00	70.00	65.00	70.00
KPI 5	50	High 6	High 7	Low 6	High 6	High 6	37.75	36.75	44.00	40.00	33.00	33.00	37.00	37.00	37.00	37.00
KPI 6	30	High 4	2	3	High 6	High 6	16.25	16.25	9.00	9.00	12.00	12.00	22.00	22.00	22.00	22.00
KPI 7	120	6	High 7	High 5	Low 6	Low 6	84.69	83.50	96.75	102.00	81.00	70.00	78.00	80.00	83.00	82.00
KPI 8	40	Low 6	Low 3	High 6	7	7	27.00	27.50	14.00	16.00	30.00	30.00	32.00	32.00	32.00	32.00
KPI 9	320	5	Low 4	High 5	High 5	Low 6	192.50	193.50	164.00	144.00	201.00	210.00	196.00	210.00	209.00	210.00
Total Score	1000	5	4	Low 5	Low 6	Low 6	593.19	621.50	467.74	534.00	584.00	595.00	647.00	677.00	674.00	680.00

Graph 1: Self assessment results of Academic year 2002 – 2005
 Research Institute Assumption University (RIAU)



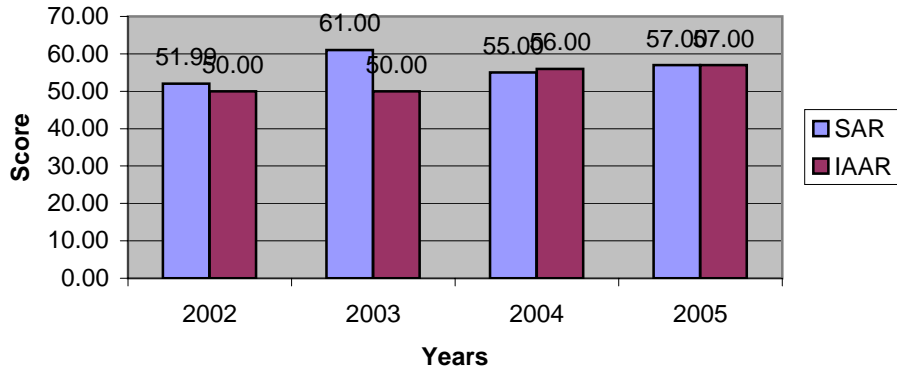
Graph 2: Internal Audit and Assessment Results by the IAAT 2002 – 2005
 Research Institute Assumption University (RIAU)

Internal Audit and Assessment Result 2002-2005

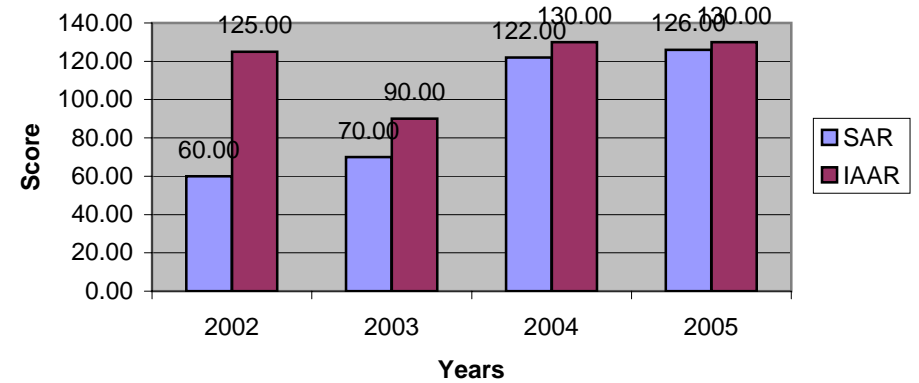


Graph 3-10: Comparison by KPI of Internal Audit and Assessment Results of Academic year 2002-2005
Research Institute Assumption University (RIAU)

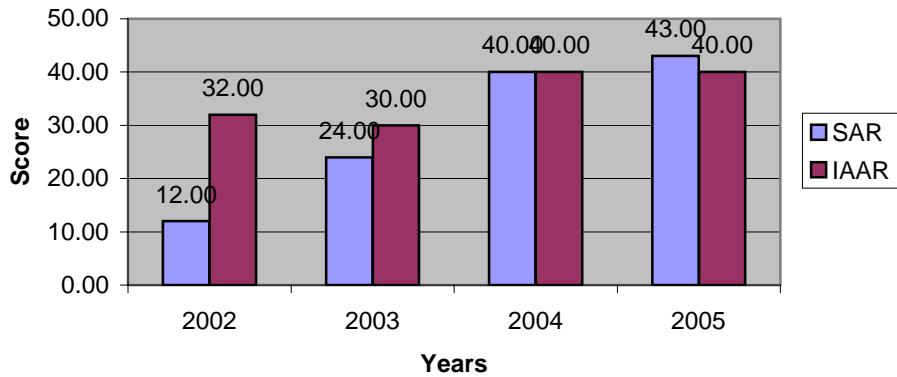
Graph 3 : KPI 1 Vision, Mission and Strategic Plans (80)



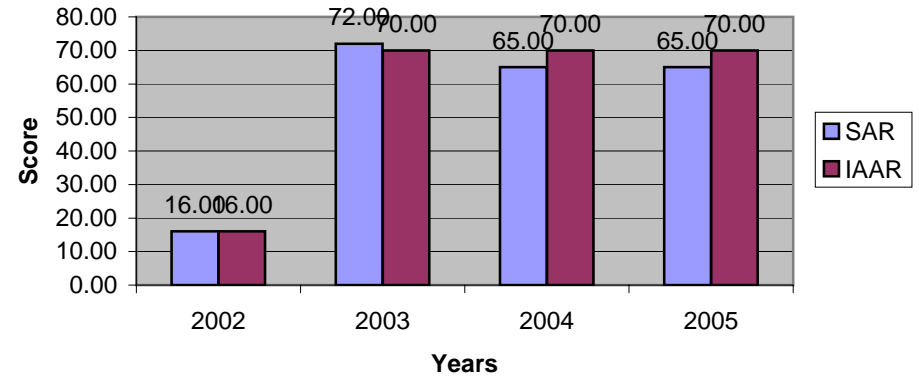
Graph 4 : KPI 2 Teaching and Learning (200)



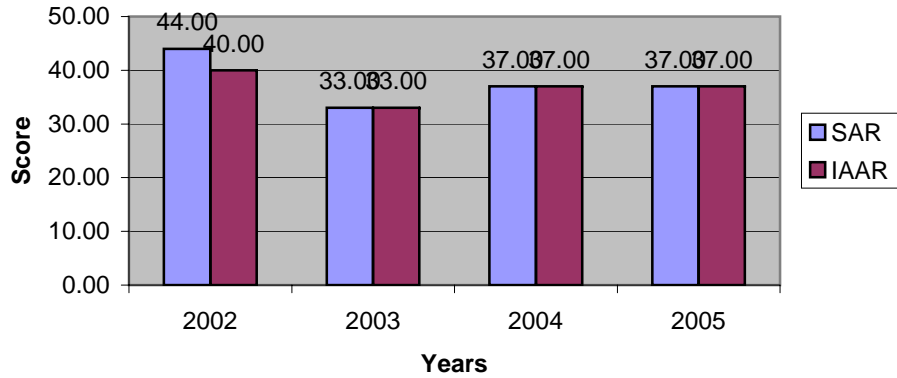
Graph 5 : KPI 3 Student Activities (80)



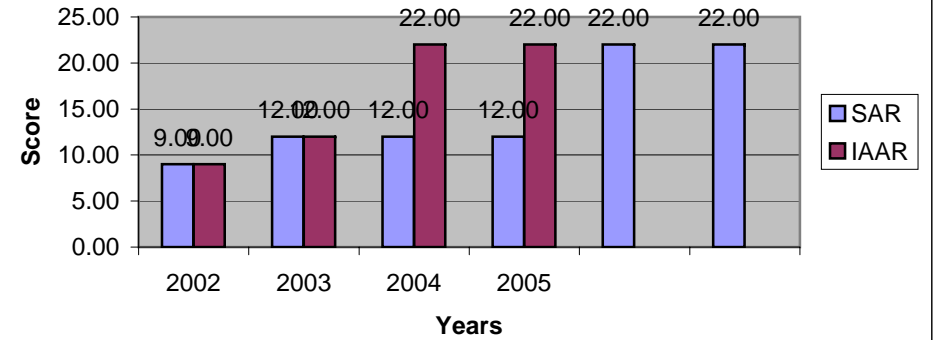
Graph 6 : KPI 4 Research (80)



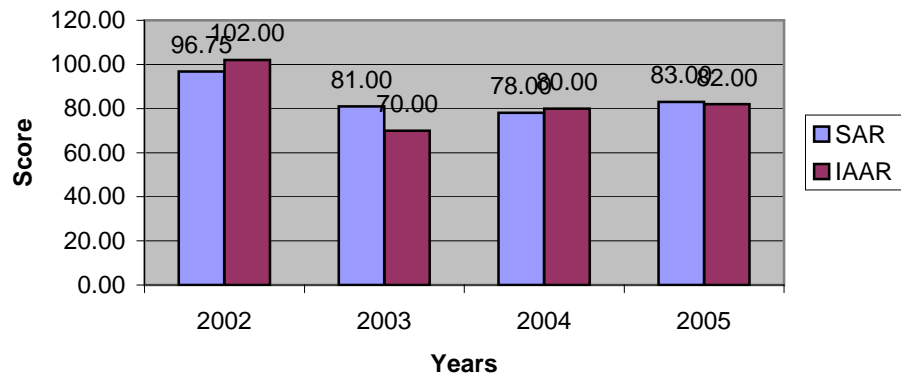
Graph 7 : KPI 5 Academic Services (50)



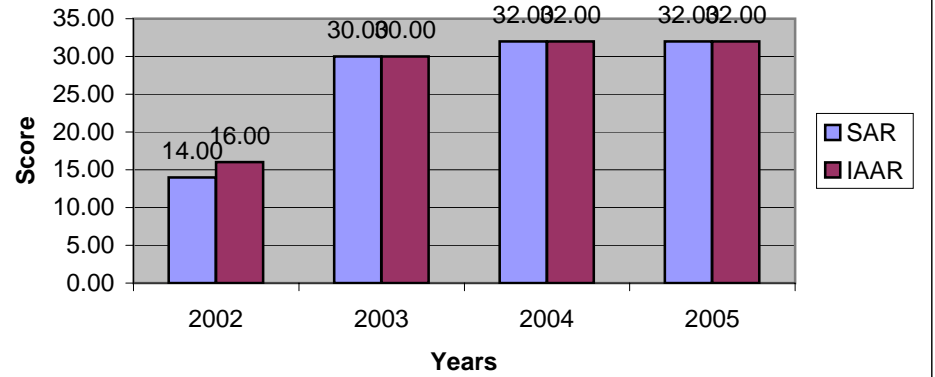
Graph 8 : KPI 6 Promotion of Thai Arts and Cultures (30)



Graph 9 : KPI 7 Administration (120)



Graph 10 : KPI 8 Finance and Budgeting (40)



Graph 11 : KPI 9 Quality Assurance and Performance Results (320)

