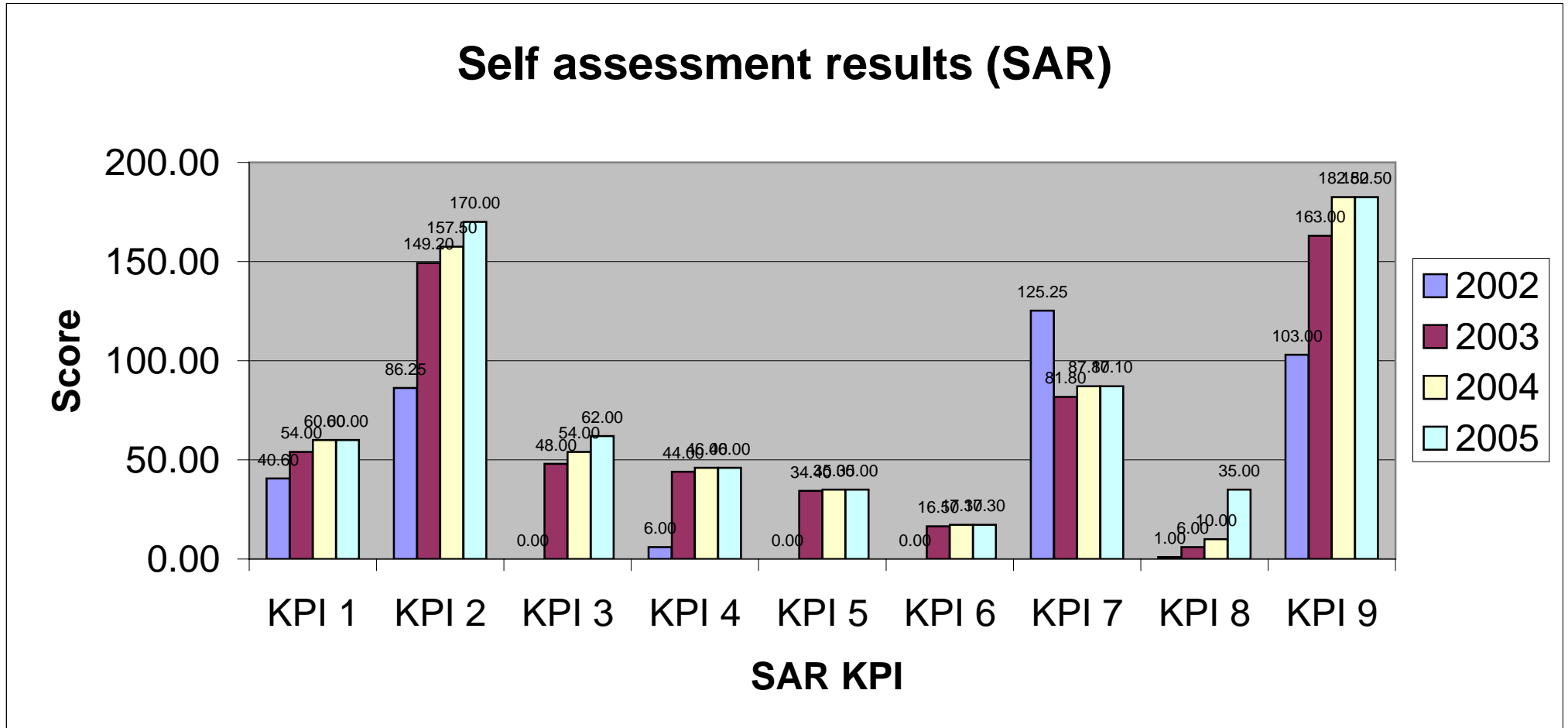


Table 1: Comparison Academic Year 2002 - 2005
Office of University Registrar

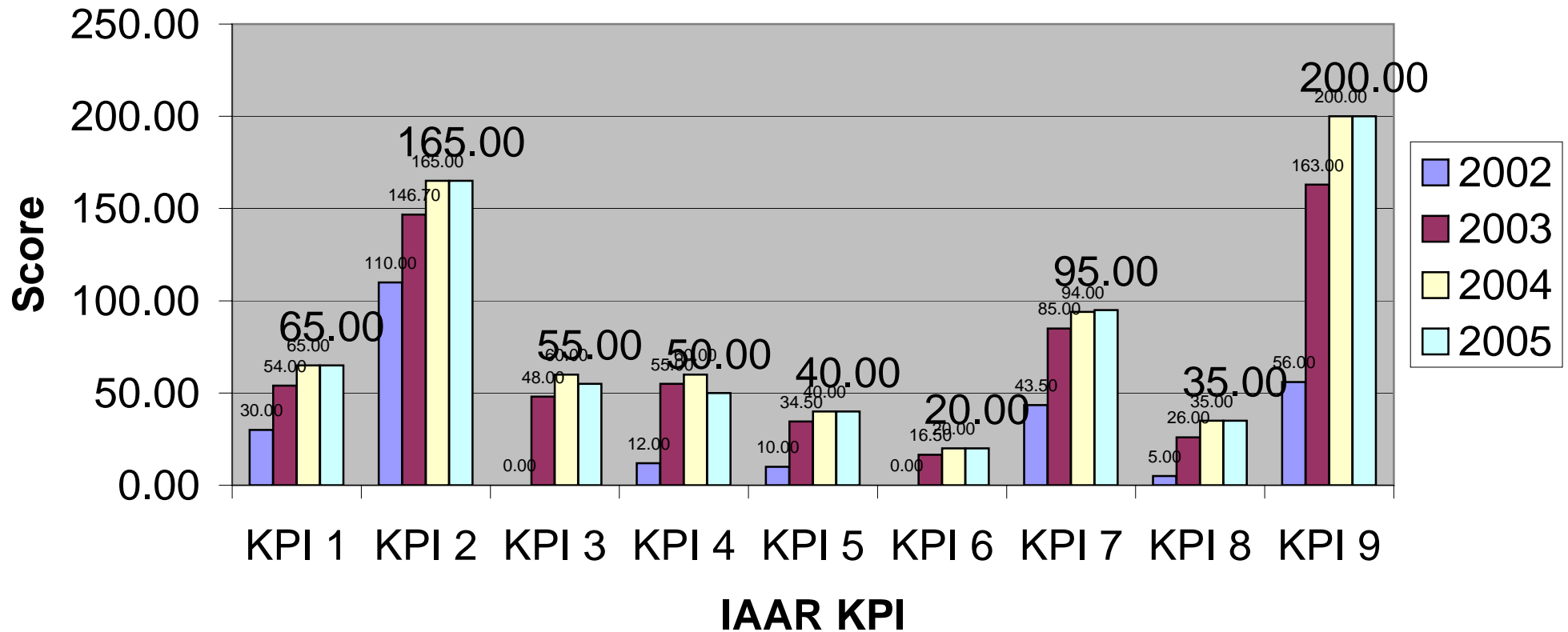
	Total Score	Band Performance (Low 1 to High 8)					Combined 4 year average (2002-2005)		2002		2003		2004		2005	
	KPI Score Standards	(2002-2005)	2002	2003	2004	2005	SAR	IAAR	SAR	IAAR	SAR	IAAR	SAR	IAAR	SAR	IAAR
KPI 1	80	Low 6	High 3	Low 6	Low 7	Low 7	53.65	53.50	40.60	30.00	54.00	54.00	60.00	65.00	60.00	65.00
KPI 2	200	High 6	4	High 6	7	High 7	140.74	146.68	86.25	110.00	149.20	146.70	157.50	165.00	170.00	165.00
KPI 3	80	High 4	Low 1	5	High 6	High 6	41.00	40.75	0.00	0.00	48.00	48.00	54.00	60.00	62.00	55.00
KPI 4	80	4	Low 1	High 5	Low 6	5	35.50	44.25	6.00	12.00	44.00	55.00	46.00	60.00	46.00	50.00
KPI 5	50	Low 5	Low 1	Low 6	High 6	High 6	26.10	31.13	0.00	10.00	34.40	34.50	35.00	40.00	35.00	40.00
KPI 6	30	High 3	Low 1	High 4	High 5	High 5	12.78	14.13	0.00	0.00	16.50	16.50	17.30	20.00	17.30	20.00
KPI 7	120	High 6	6	6	Low 7	Low 7	95.31	79.38	125.25	43.50	81.80	85.00	87.10	94.00	87.10	95.00
KPI 8	40	Low 4	Low 1	3.00	Low 5	High 7	13.00	25.25	1.00	5.00	6.00	26.00	10.00	35.00	35.00	35.00
KPI 9	320	Low 4	High 1	4	5	5	157.75	154.75	103.00	56.00	163.00	163.00	182.50	200.00	182.50	200.00
Total Score	1000	Low 5	High 2	High 5	6	6	575.83	589.80	362.10	266.50	596.90	628.70	649.40	739.00	694.90	725.00

Graph 1: Self assessment results of Academic year 2002 – 2005
Office of University Registrar



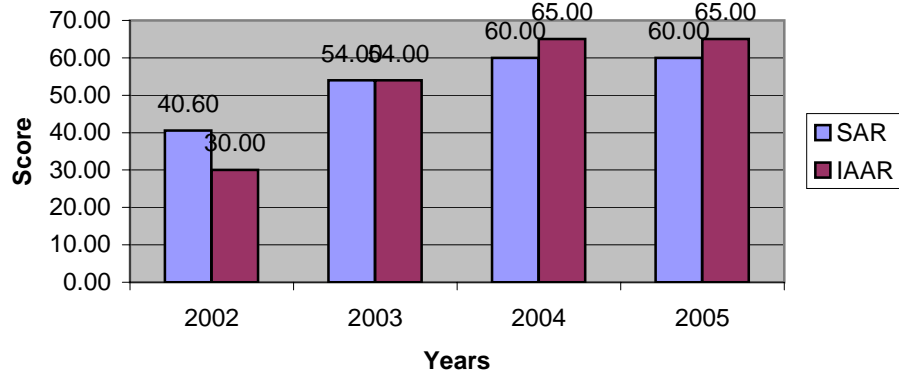
Graph 2: Internal Audit and Assessment Results by the IAAT 2002 – 2005
Office of University Registrar

Internal Audit and Assessment Result 2002-2005

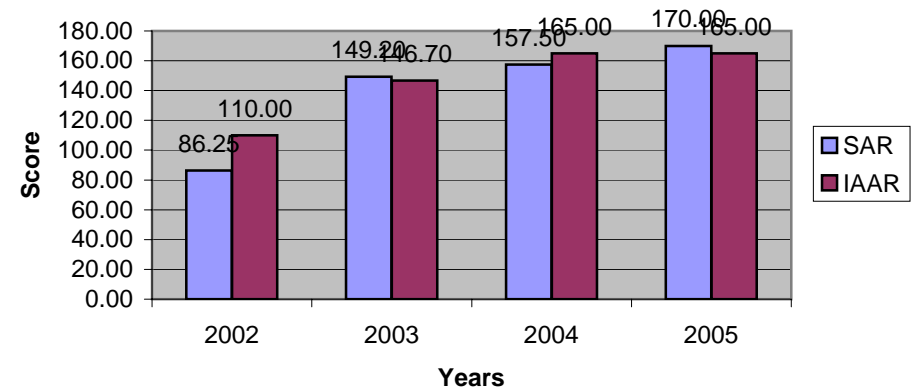


Graph 3-10: Comparison by KPI of Internal Audit and Assessment Results of Academic year 2002-2005
Office of University Registrar

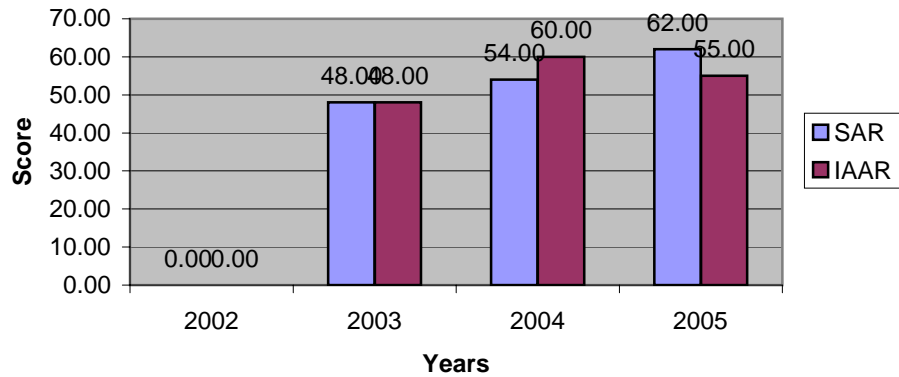
Graph 3 : KPI 1 Vision, Mission and Strategic Plans (80)



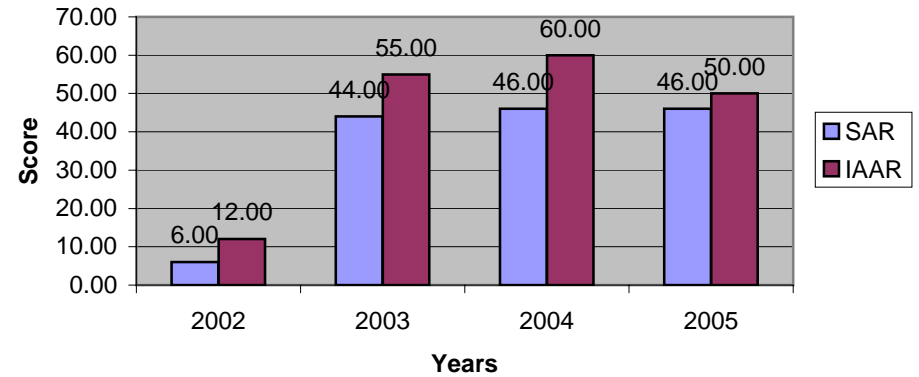
Graph 4 : KPI 2 Teaching and Learning (200)



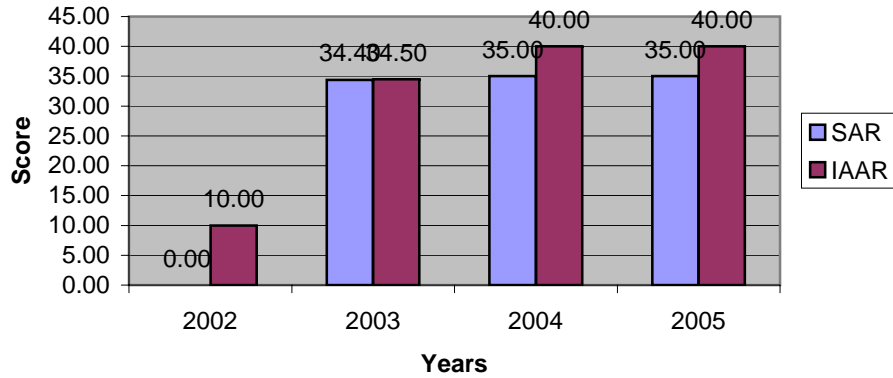
Graph 5 : KPI 3 Student Activities (80)



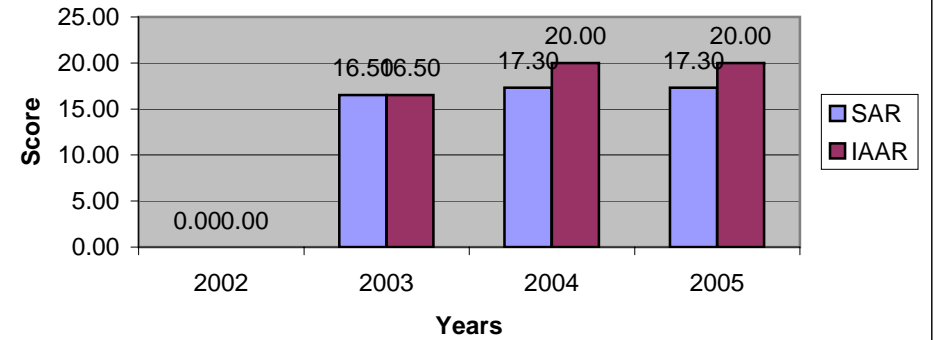
Graph 6 : KPI 4 Research (80)



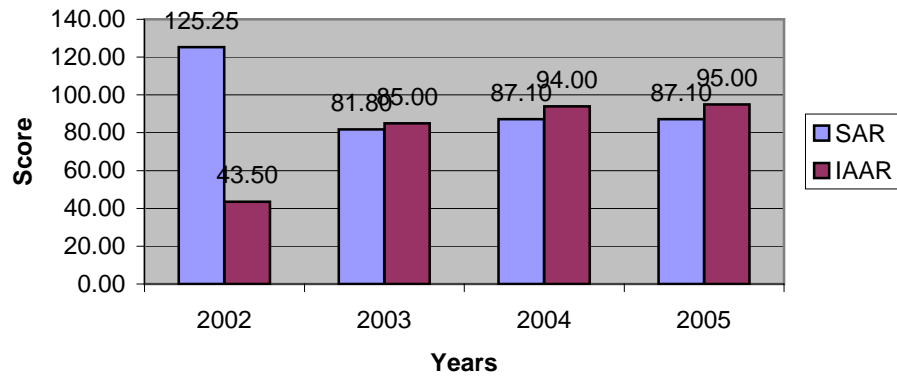
Graph 7 : KPI 5 Academic Services (50)



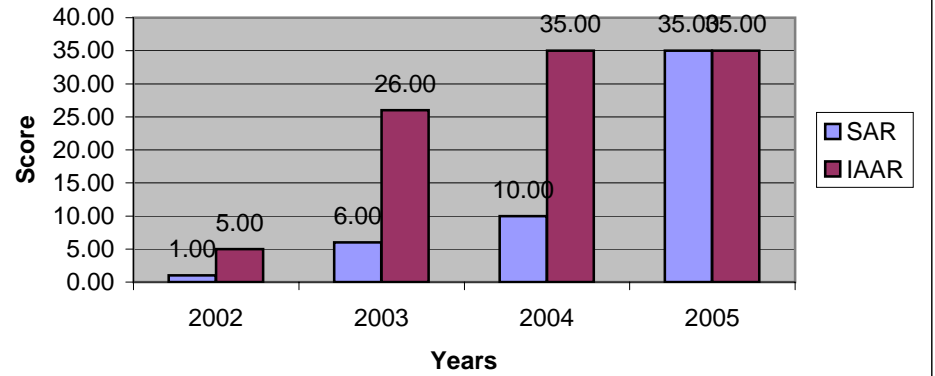
Graph 8 : KPI 6 Promotion of Thai Arts and Cultures (30)



Graph 9 : KPI 7 Administration (120)



Graph 10 : KPI 8 Finance and Budgeting (40)



Graph 11 : KPI 9 Quality Assurance and Performance Results (320)

