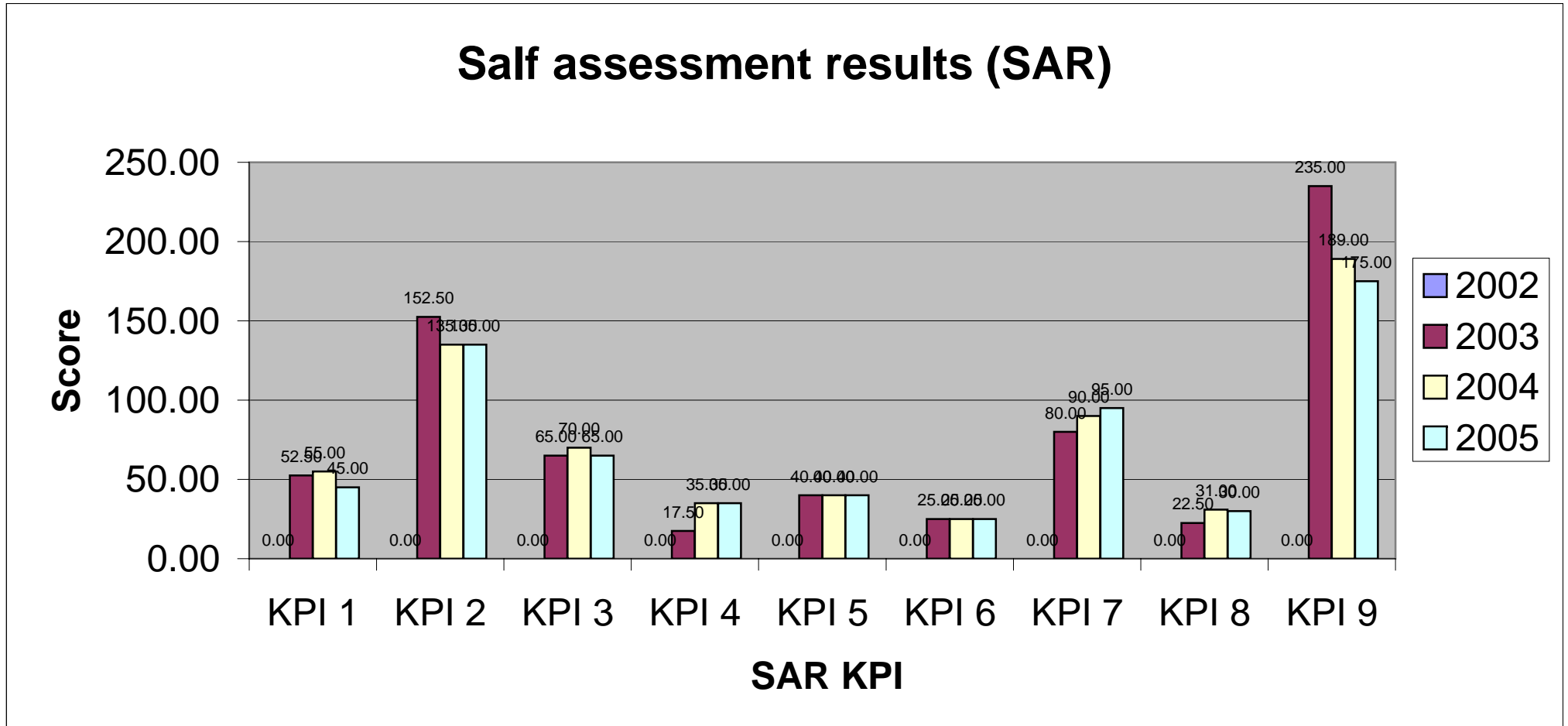


**Table 1: Comparison Academic Year 2002 - 2005
Office of Thai Arts and Culture**

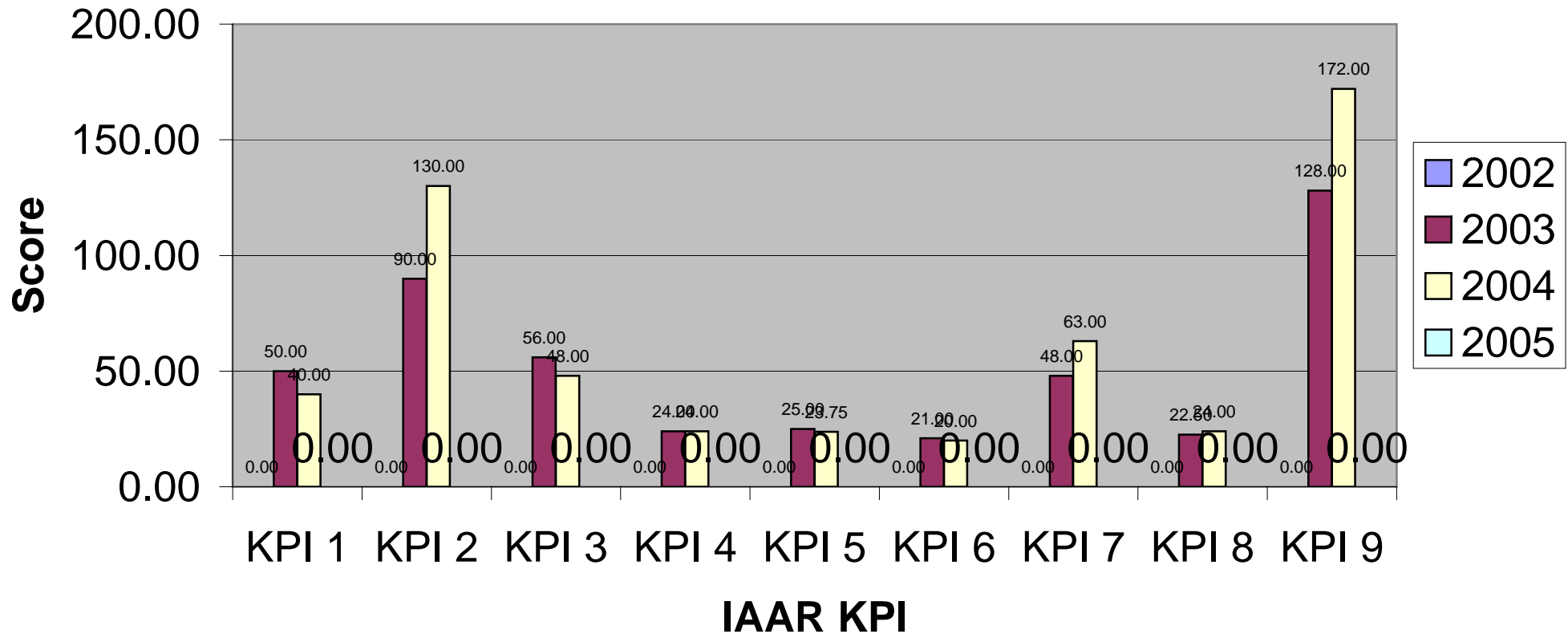
	Total Score	Band Performance (Low 1 to High 8)					Combined 4 year average (2002-2005)		2002		2003		2004		2005	
	KPI Score Standards	(2002-2005)	2002	2003	2004	2005	SAR	IAAR	SAR	IAAR	SAR	IAAR	SAR	IAAR	SAR	IAAR
KPI 1	80	5	-	High 5	5	Low 5	50.83	45.00	0.00	0.00	52.50	50.00	55.00	40.00	45.00	0.00
KPI 2	200	High 5	-	5	Low 6	Low 6	140.83	110.00	0.00	0.00	152.50	90.00	135.00	130.00	135.00	0.00
KPI 3	80	High 6	-	Low 7	High 6	High 7	66.67	52.00	0.00	0.00	65.00	56.00	70.00	48.00	65.00	0.00
KPI 4	80	High 2	-	Low 2	Low 3	High 3	29.17	24.00	0.00	0.00	17.50	24.00	35.00	24.00	35.00	0.00
KPI 5	50	High 5	-	High 5	High 5	7	40.00	24.38	0.00	0.00	40.00	25.00	40.00	23.75	40.00	0.00
KPI 6	30	Low 7	-	Low 7	High 6	High 7	25.00	20.50	0.00	0.00	25.00	21.00	25.00	20.00	25.00	0.00
KPI 7	120	5	-	High 4	High 5	7	88.33	55.50	0.00	0.00	80.00	48.00	90.00	63.00	95.00	0.00
KPI 8	40	High 5	-	Low 5	Low 6	High 6	27.83	23.25	0.00	0.00	22.50	22.50	31.00	24.00	30.00	0.00
KPI 9	320	High 4	-	Low 5	Low 5	High 4	199.67	150.00	0.00	0.00	235.00	128.00	189.00	172.00	175.00	0.00
Total Score	1000	Low 5	-	Low 5	5	High 5	668.33	504.63	0.00	0.00	690.00	464.50	670.00	544.75	645.00	0.00

Graph 1: Self assessment results of Academic year 2002 – 2005
Office of Thai Arts and Culture



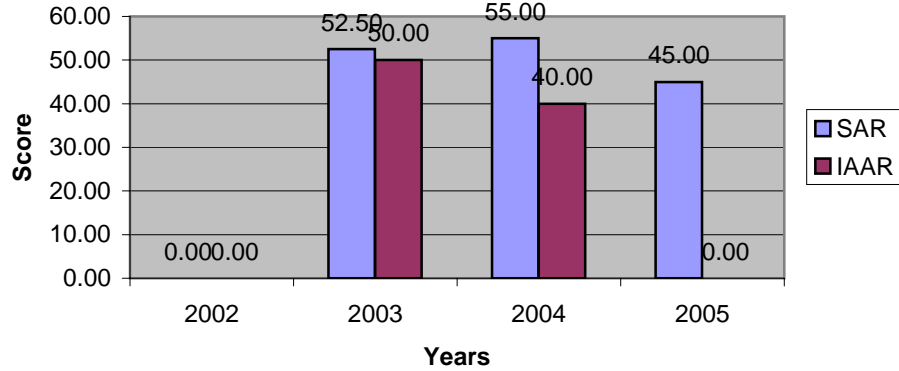
Graph 2: Internal Audit and Assessment Results by the IAAT 2002 – 2005
Office of Thai Arts and Culture

Internal Audit and Assessment Result 2002-2005

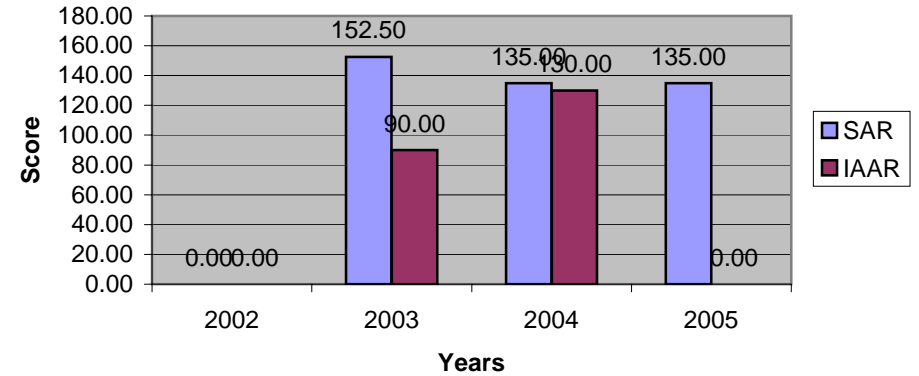


Graph 3-10: Comparison by KPI of Internal Audit and Assessment Results of Academic year 2002-2005
Office of Thai Arts and Culture

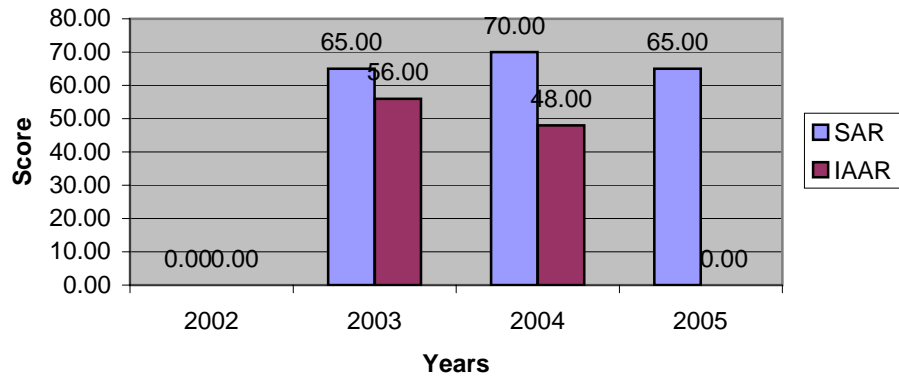
Graph 3 : KPI 1 Vision, Mission and Strategic Plans (80)



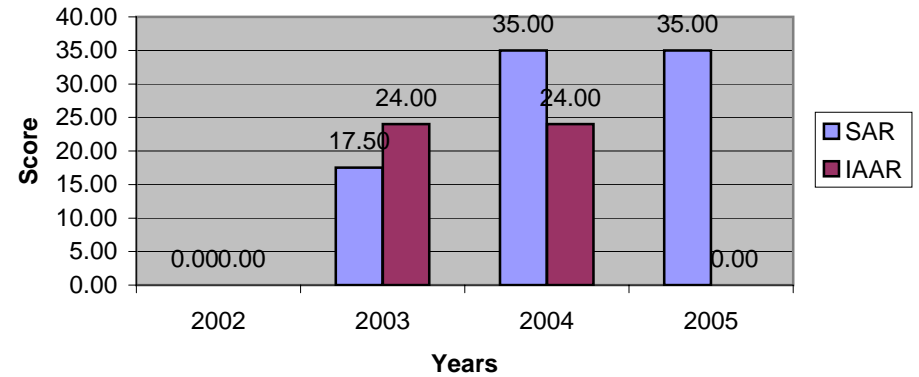
Graph 4 : KPI 2 Teaching and Learning (200)



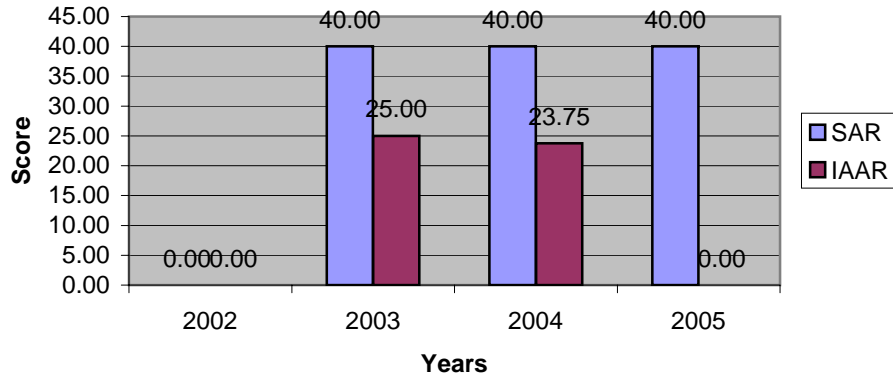
Graph 5 : KPI 3 Student Activities (80)



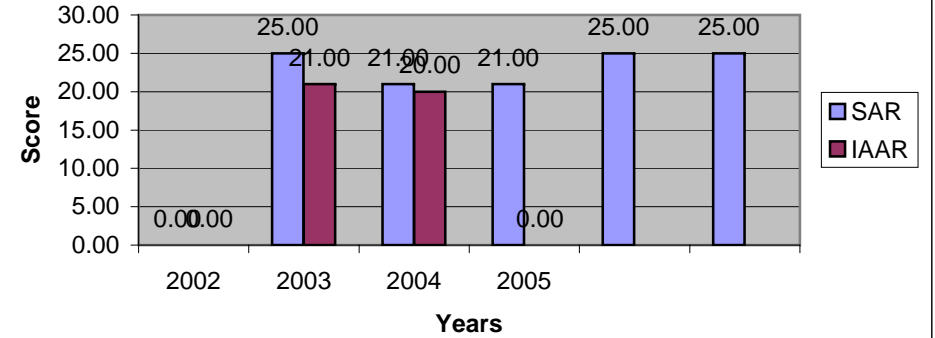
Graph 6 : KPI 4 Research (80)



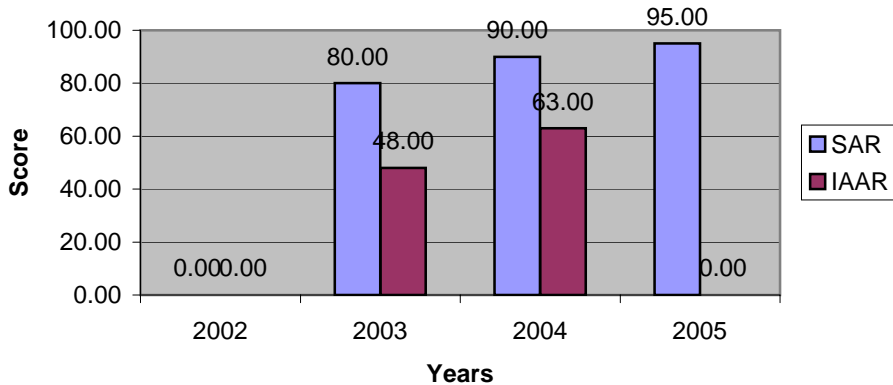
Graph 7 : KPI 5 Academic Services (50)



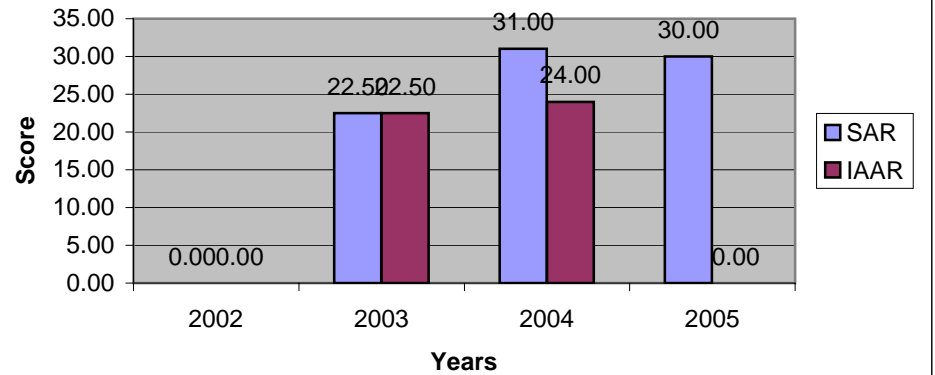
Graph 8 : KPI 6 Promotion of Thai Arts and Cultures (30)



Graph 9 : KPI 7 Administration (120)



Graph 10 : KPI 8 Finance and Badgeting (40)



Graph 11 : KPI 9 Quality Assurance and Performance Results (320)

