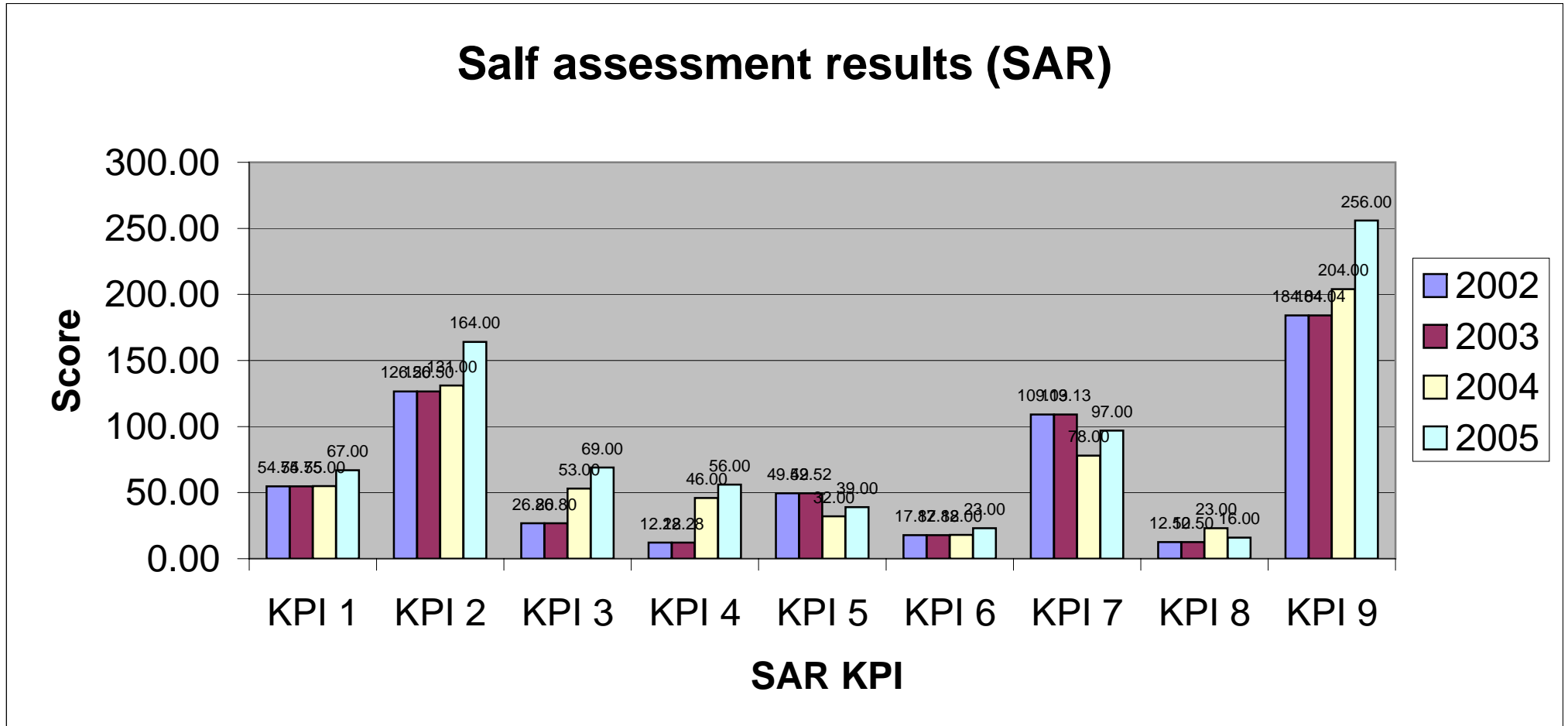


**Table 1: Comparison Academic Year 2002 - 2005
Office of Graduate School**

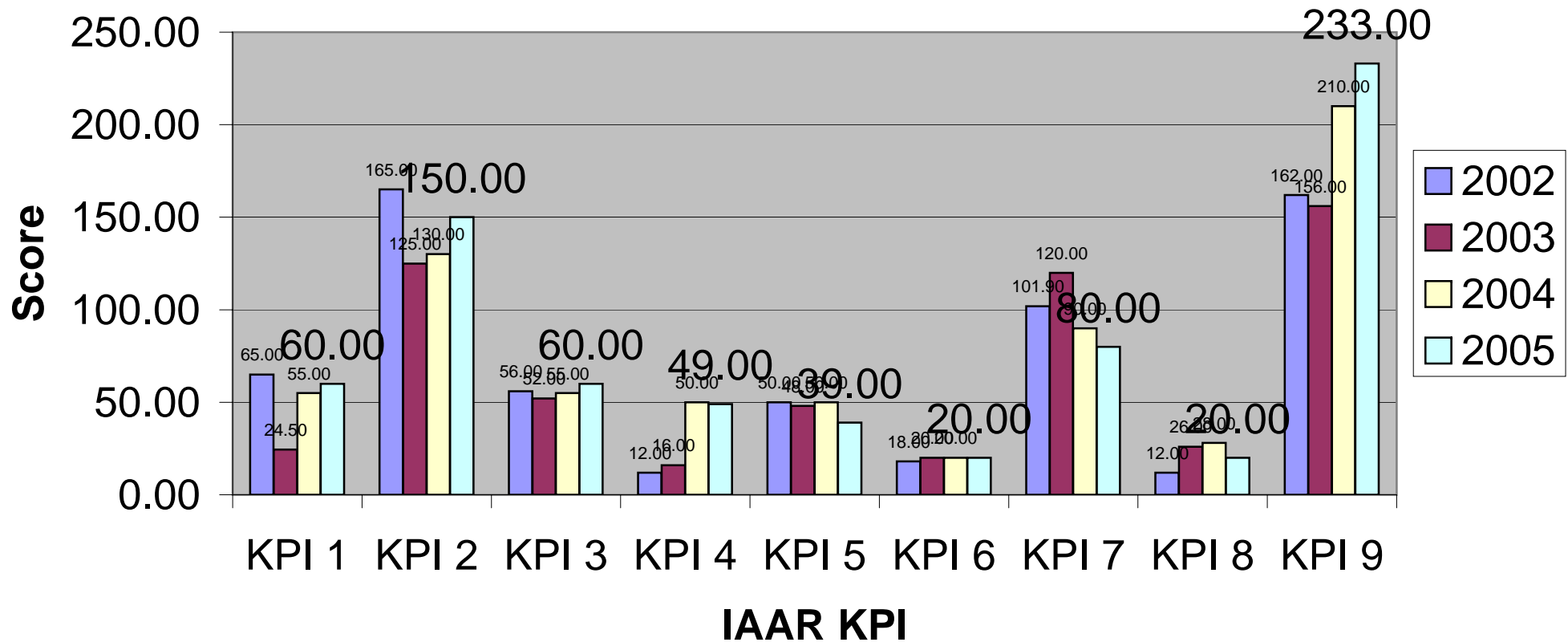
	Total Score	Band Performance (Low 1 to High 8)					Combined 4 year average (2002-2005)		2002		2003		2004		2005	
	KPI Score Standards	(2002-2005)	2002	2003	2004	2005	SAR	IAAR	SAR	IAAR	SAR	IAAR	SAR	IAAR	SAR	IAAR
KPI 1	80	Low 6	High 6	4	Low 6	7	57.88	51.13	54.75	65.00	54.75	24.50	55.00	55.00	67.00	60.00
KPI 2	200	6	High 6	High 5	Low 6	Low 7	137.00	142.50	126.50	165.00	126.50	125.00	131.00	130.00	164.00	150.00
KPI 3	80	High 5	High 4	4	Low 6	7	43.90	55.75	26.80	56.00	26.80	52.00	53.00	55.00	69.00	60.00
KPI 4	80	Low 3	Low 1	Low 1	5	Low 6	31.64	31.75	12.28	12.00	12.28	16.00	46.00	50.00	56.00	49.00
KPI 5	50	8	High 8	High 8	High 7	Low 7	42.51	46.75	49.52	50.00	49.52	48.00	32.00	50.00	39.00	39.00
KPI 6	30	High 5	5	High 5	High 5	High 6	19.16	19.50	17.82	18.00	17.82	20.00	18.00	20.00	23.00	20.00
KPI 7	120	High 7	Low 8	High 8	6	High 6	98.32	97.98	109.13	101.90	109.13	120.00	78.00	90.00	97.00	80.00
KPI 8	40	Low 4	2	Low 4	High 5	3	16.00	21.50	12.50	12.00	12.50	26.00	23.00	28.00	16.00	20.00
KPI 9	320	High 5	High 4	High 4	High 5	Low 7	207.02	190.25	184.04	162.00	184.04	156.00	204.00	210.00	256.00	233.00
Total Score	1000	Low 6	High 5	Low 5	Low 6	High 6	653.42	657.10	593.34	641.90	593.34	587.50	640.00	688.00	787.00	711.00

Graph 1: Self assessment results of Academic year 2002 – 2005
Office of Graduate School



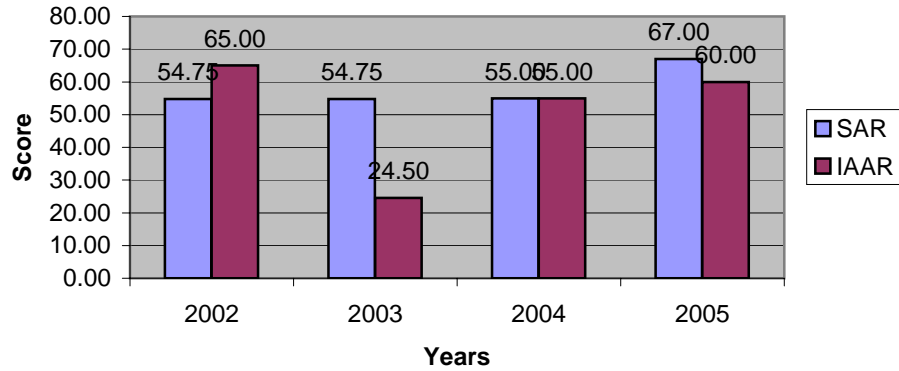
Graph 2: Internal Audit and Assessment Results by the IAAT 2002 – 2005
Office of Graduate School

Internal Audit and Assessment Result 2002-2005

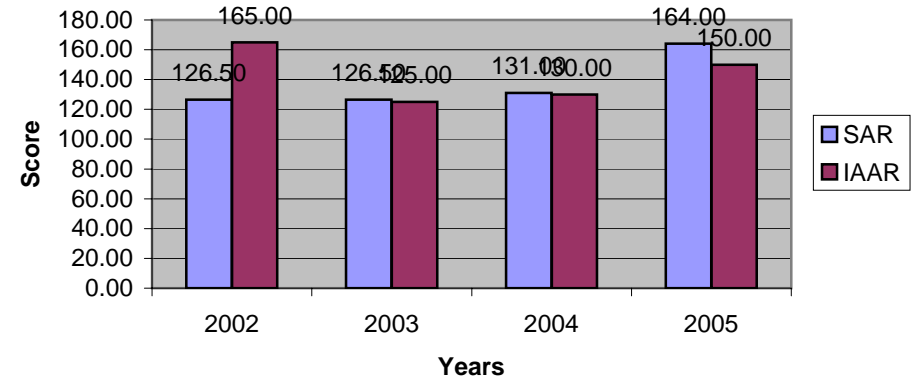


Graph 3-10: Comparison by KPI of Internal Audit and Assessment Results of Academic year 2002-2005
Office of Graduate School

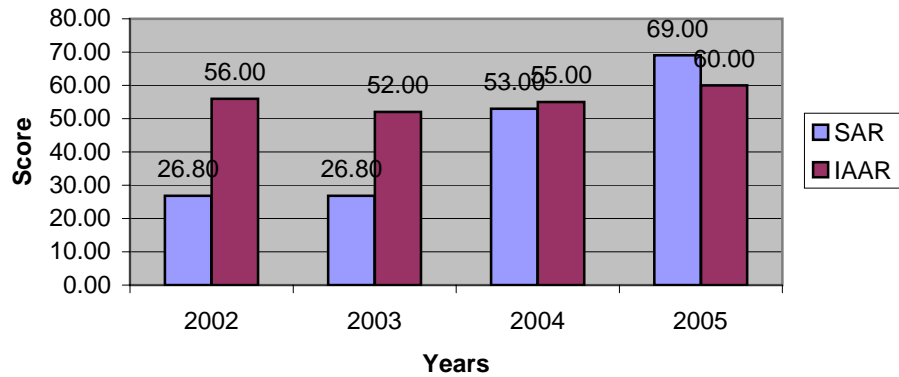
Graph 3 : KPI 1 Vision, Mission and Strategic Plans (80)



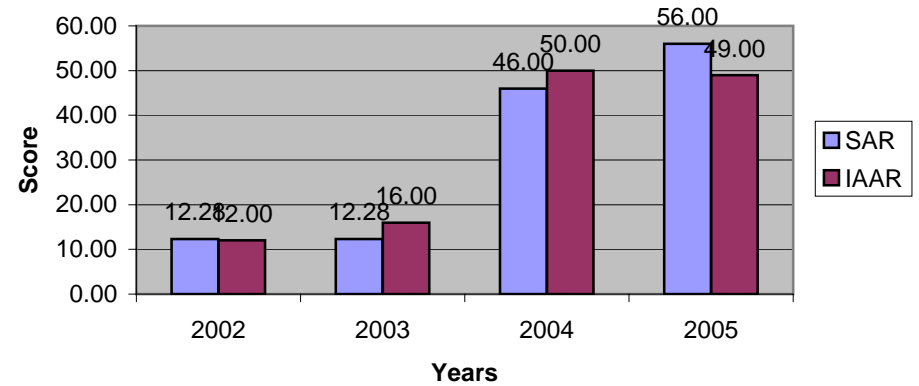
Graph 4 : KPI 2 Teaching and Learning (200)



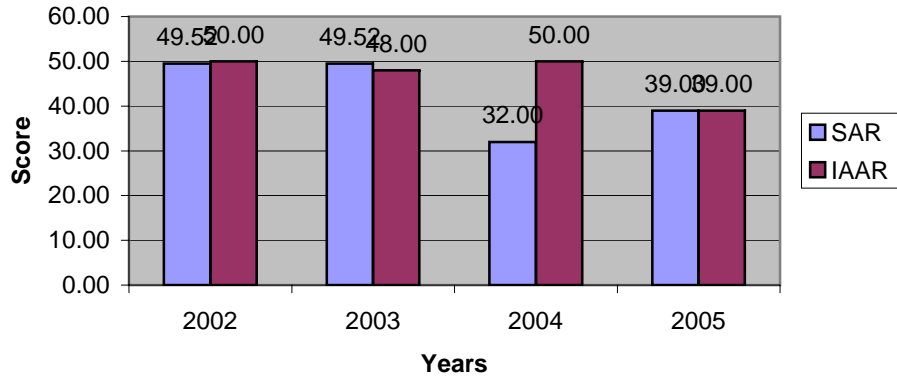
Graph 5 : KPI 3 Student Activities (80)



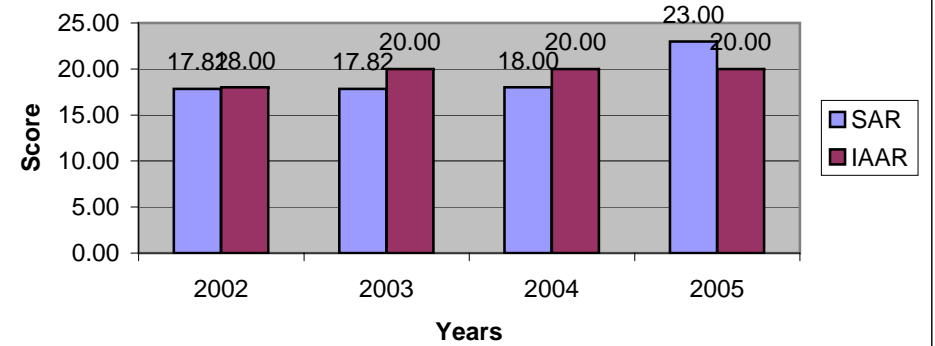
Graph 6 : KPI 4 Research (80)



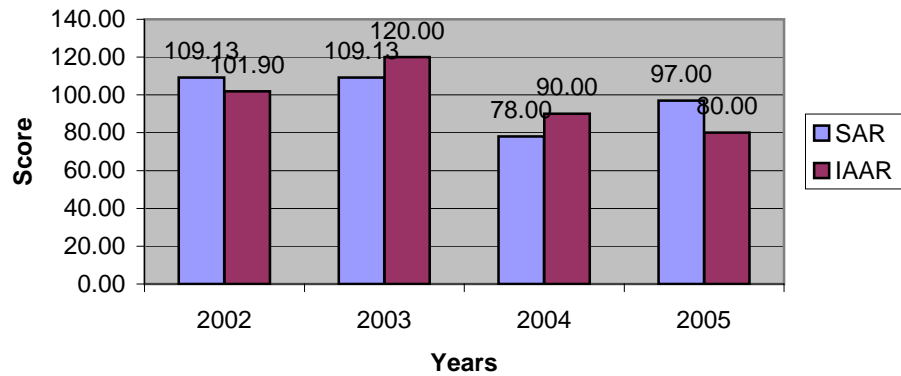
Graph 7 : KPI 5 Academic Services (50)



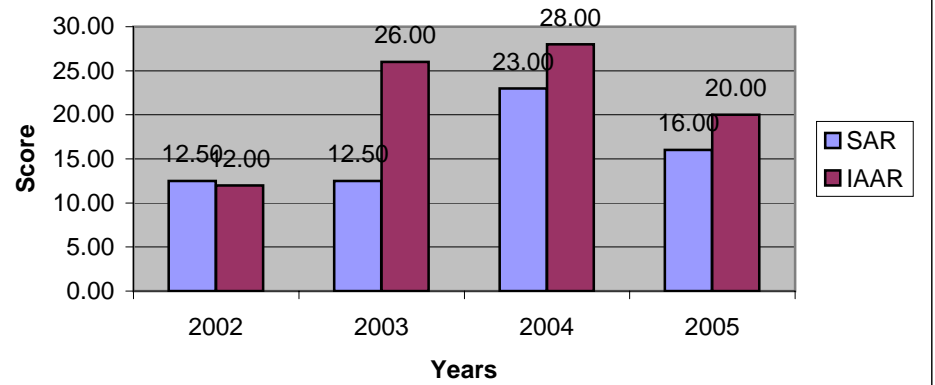
Graph 8 : KPI 6 Promotion of Thai Arts and Cultures (30)



Graph 9 : KPI 7 Administration (120)



Graph 10 : KPI 8 Finance and Budgeting (40)



Graph 11 : KPI 9 Quality Assurance and Performance Results (320)

