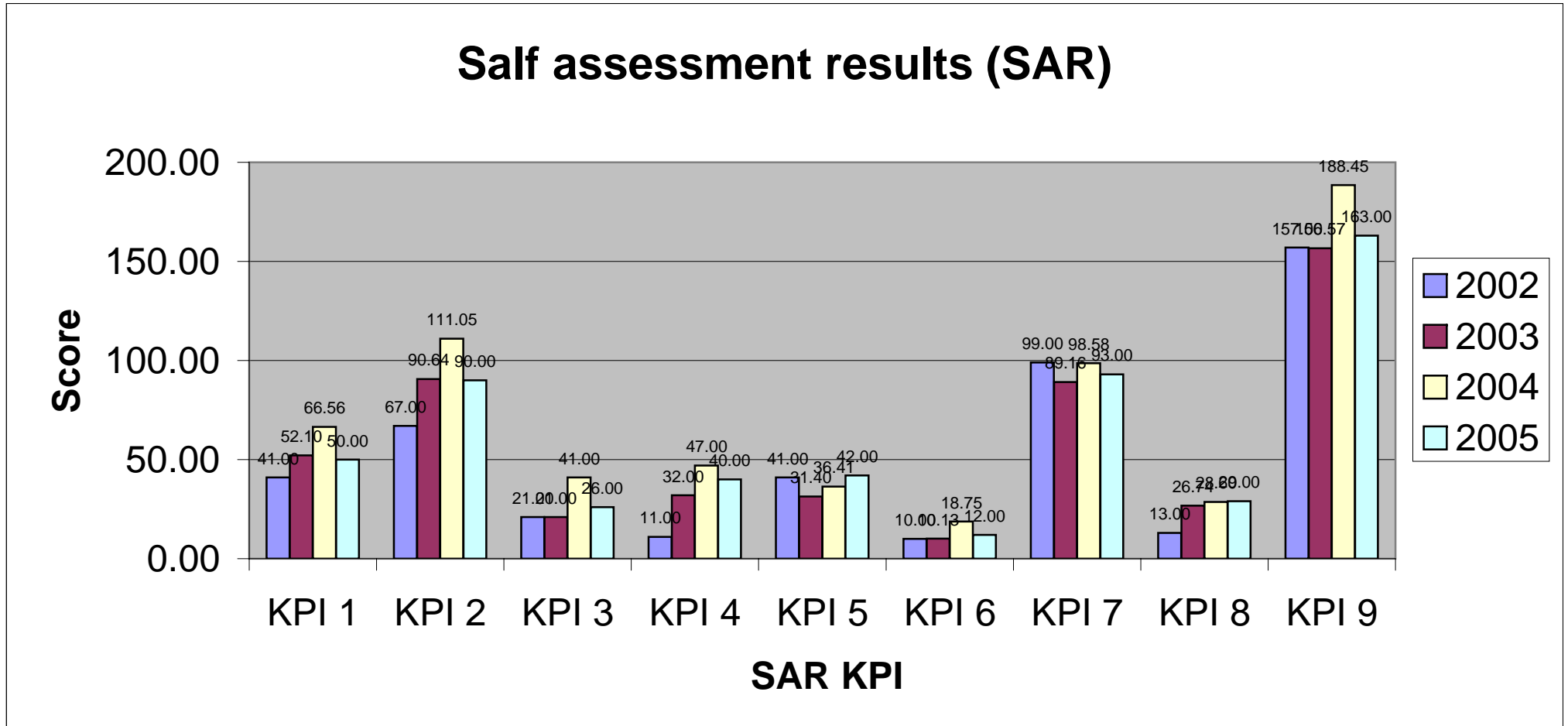


**Table 1: Comparison Academic Year 2002 - 2005**  
**ABAC Poll Research Center of Assumption University**

	Total Score	Band Performance (Low 1 to High 8)					Combined 4 year average (2002-2005)		2002		2003		2004		2005	
	KPI Score Standards	(2002-2005)	2002	2003	2004	2005	SAR	IAAR	SAR	IAAR	SAR	IAAR	SAR	IAAR	SAR	IAAR
KPI 1	80	5	High 3	Low 5	Low 7	High 5	52.42	42.56	41.00	30.00	52.10	42.25	66.56	55.43	50.00	0.00
KPI 2	200	Low 3	Low 2	High 2	Low 4	High 3	89.67	52.37	67.00	40.00	90.64	40.00	111.05	77.10	90.00	0.00
KPI 3	80	2	High 1	Low 2	High 3	High 2	27.25	20.17	21.00	15.00	21.00	20.00	41.00	25.50	26.00	0.00
KPI 4	80	3	Low 1	High 2	4	4	32.50	22.00	11.00	10.00	32.00	24.00	47.00	32.00	40.00	0.00
KPI 5	50	Low 6	6	High 5	6	High 7	37.70	31.30	41.00	30.00	31.40	30.00	36.41	33.91	42.00	0.00
KPI 6	30	Low 3	High 2	High 2	4	3	12.72	10.60	10.00	10.00	10.13	10.00	18.75	11.81	12.00	0.00
KPI 7	120	Low 7	High 6	High 6	7	Low 7	94.94	85.36	99.00	80.00	89.16	82.69	98.58	93.39	93.00	0.00
KPI 8	40	Low 5	Low 2	High 5	6	High 6	24.34	20.43	13.00	10.00	26.74	24.00	28.60	27.30	29.00	0.00
KPI 9	320	Low 4	High 3	Low 4	High 4	4	166.26	134.78	157.00	110.00	156.57	134.75	188.45	159.58	163.00	0.00
Total Score	1000	Low 4	3	Low 4	Low 5	High 4	537.79	419.57	460.00	335.00	509.74	407.69	636.40	516.02	545.00	0.00

Remark : This report was not included IAAR of academic year 2005

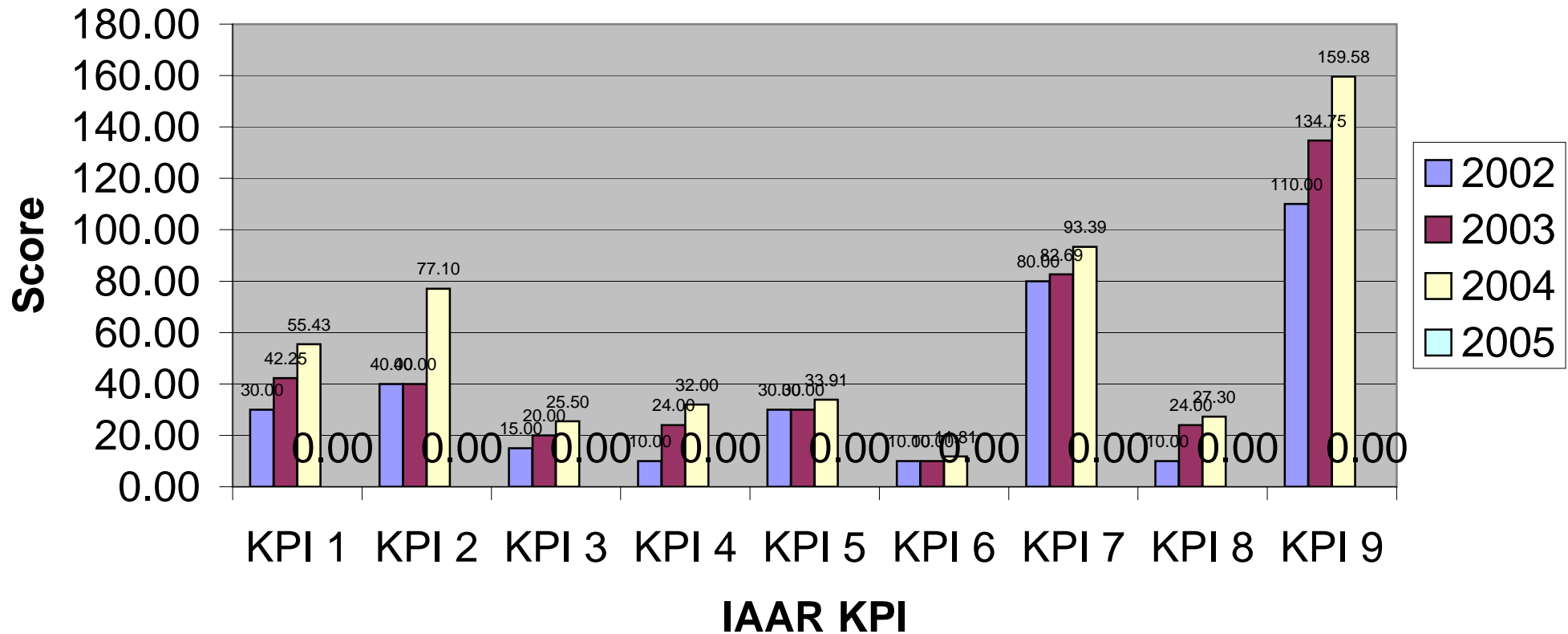
**Graph 1: Self assessment results of Academic year 2002 – 2005**  
 ABAC Poll Research Center of Assumption University



**Graph 2: Internal Audit and Assessment Results by the IAAT 2002 – 2005**

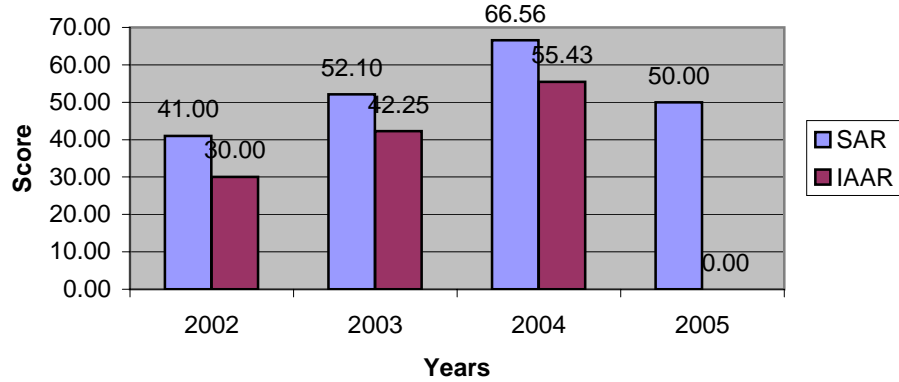
ABAC Poll Research Center of Assumption University

**Internal Audit and Assessment Result 2002-2005**

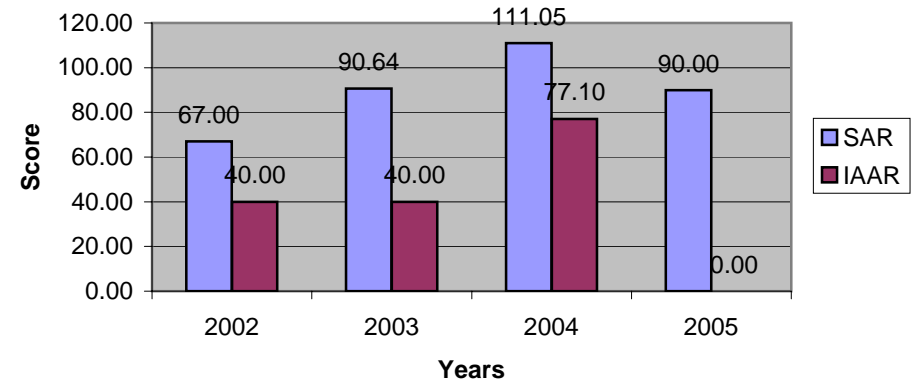


**Graph 3-10: Comparison by KPI of Internal Audit and Assessment Results of Academic year 2002-2005**  
 ABAC Poll Research Center of Assumption University

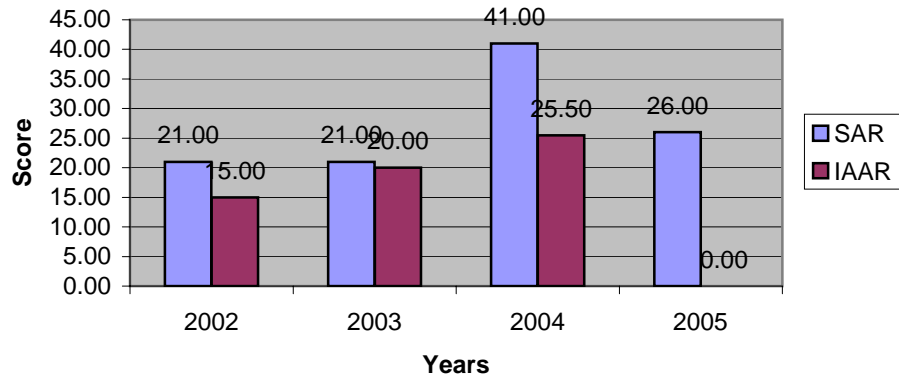
**Graph 3 : KPI 1 Vision, Mission and Strategic Plans (80)**



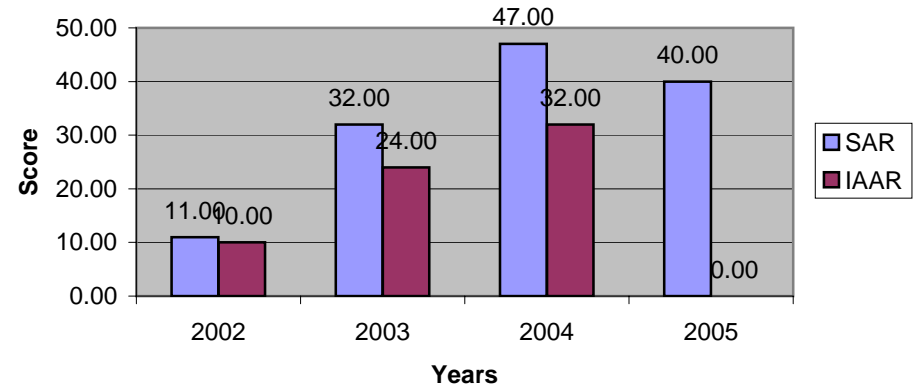
**Graph 4 : KPI 2 Teaching and Learning (200)**



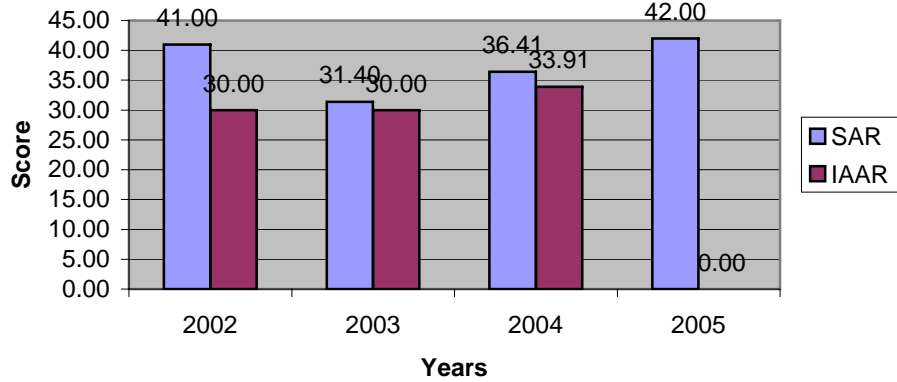
**Graph 5 : KPI 3 Student Activities (80)**



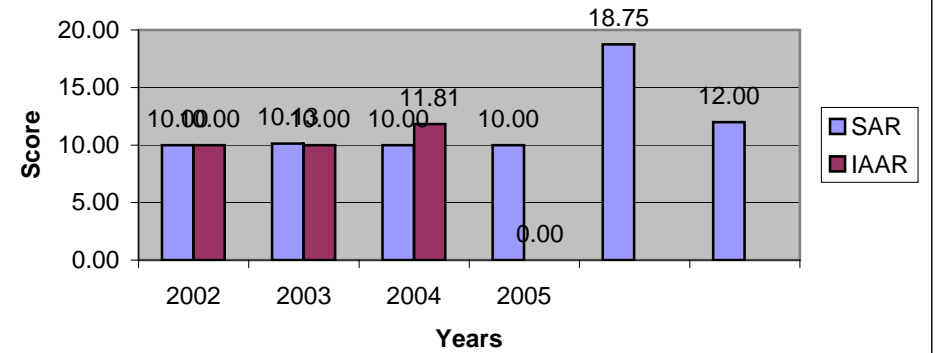
**Graph 6 : KPI 4 Research (80)**



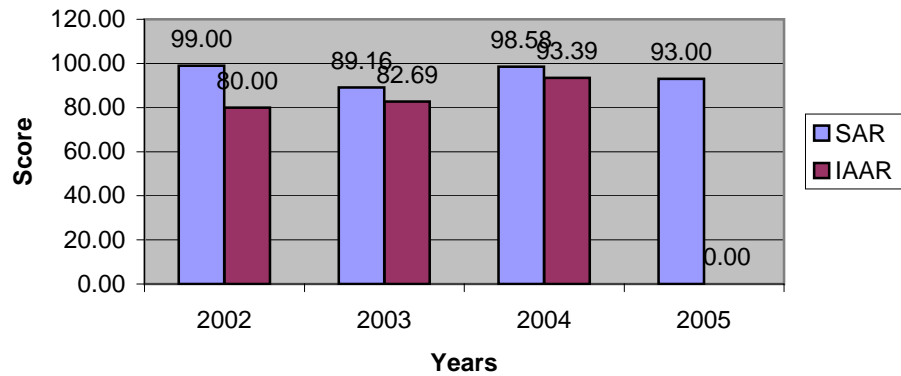
**Graph 7 : KPI 5 Academic Services (50)**



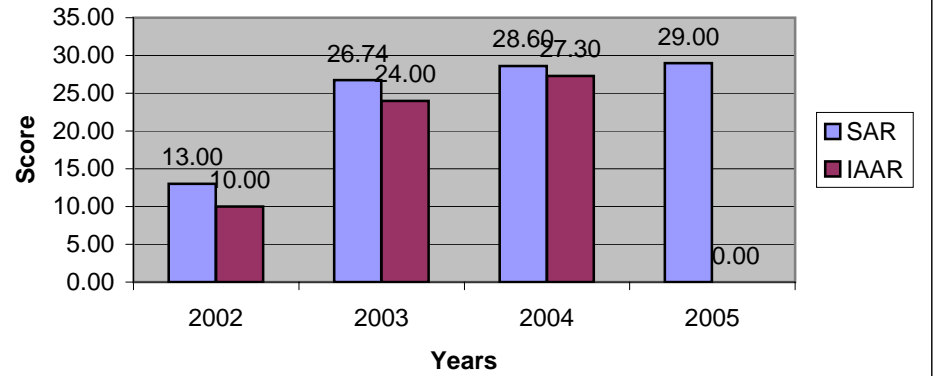
**Graph 8 : KPI 6 Promotion of Thai Arts and Cultures (30)**



**Graph 9 : KPI 7 Administration (120)**



**Graph 10 : KPI 8 Finance and Budgeting (40)**



**Graph 11 : KPI 9 Quality Assurance and Performance Results (320)**

